

ZENA COSMETICS

CATALOGUE



ALGAE PEELING

ZENA COSMETICS

PEELING ALGAE

Based on regenerative and healing process of skin natural cycle, accelerates regenerative process, also stimulates blood circulation and replenishes large amount of vitamins and minerals that are necessary for beautiful and flawless skin.



Box contains 20 sachets x 5 g

TYPES OF USAGE

- Microscopic trauma and stimulation
- Improvement of oxygen delivery system
- Activation of skin regeneration system
- Acceleration of blood circulation
- Cell rejuvenation

HOW IT WORKS

- Removes dead cells, tightens pores, soothes irritations, makes skin clean and radiant, mattifies
- Reduces dark circles under eyes and makes skin look complexion replenished
- It helps to reducing inflammations and improves local blood circulation
- Specially formulated to help chronic sun-damaged skin, reducing the wrinkles
- Helps to get rid of hyperpigmentation and melasma
- Reduces post-acne and stretch marks
- Effective for acne, can be applied pointwise on inflammation areas

Spicules (spikes) contain antibacterial substances of marine organisms, have porous structure, which allows them to absorb the ingredients and carry them to the deepest layers of skin.

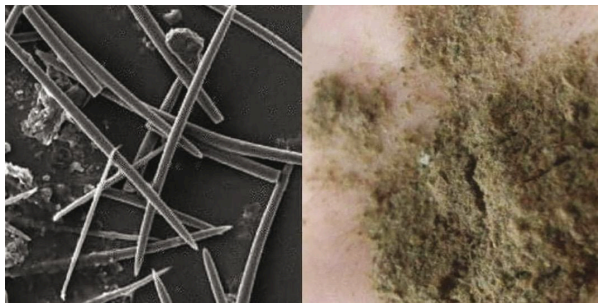



INGREDIENT

100 % Natural Algae

PRECAUTION

Use of algae is allowed only for certified specialists

PEELING ALGAE

It perfectly exfoliates old cells, which leads to skin rejuvenation: turgor is restored, age spots are discolored, and rashes become less.Microneedle base made of a special type of algae sponge powder. Its sharp needles act on the epidermis and stimulate collagen production. Superficial blood circulation and skin protective properties are improved. The spongin protein in the composition has an antiseptic effect.





EFFECTS

1. EXHAUSTING EFFECT
Exfoliation of the epidermis, improvement of texture, skin relief, complexion, stimulation of epidermis and dermis upper layers

2. ANTI-INFLAMMATORY EFFECT
Antibacterial action against inflammatory elements, their number decreases and emergence of new ones is controlled

3. PREVENTION OF SEBACEOUS GLANDS OCCLUSION
The work of sebaceous glands and production of sebum are normalized, connections are weakened between cells of stratum corneum of epidermis, hyperkeratosis is eliminated, pores are narrowed

4. INCREASING SKIN TONE
Collagen synthesis is enhanced and production of its destroying enzymes is suppressed, depth of wrinkles decreases, and scars are smoothed

5. STIMULATION OF EXCHANGE OF SUBSTANCES IN CELLS
Peeling components stimulate metabolic processes in cells and saturate tissues biologically active substances (vitamins, microelements)

6. IMPROVEMENT OF MICROCIRCULATION
As a result of increased blood circulation, stagnation resolves vascular nature, complexion improves, oxygen flow to skin cells increases.

ADVANTAGES

- Exclusively herbal ingredients
- Peeling procedure without protein denaturation
- Can be applied to different face and body areas, taking into account individual skin characteristics

RESULTS

- Comedones, pimples, acne, hormonal rash disappear or become smaller
- Swelling and bruising under eyes disappear
- Aging skin becomes firmer and tighter
- Aging skin acquires healthy color and looks rejuvenated
- Age spots and abundant freckles brighten
- Skin tone is restored

CONTRAINDICATIONS

- Dermatoses of any genesis, infectious diseases
- Herpes
- Neoplasms on skin
- Skin prone to allergic reactions
- Thin skin with telangiectasias
- Skin damage
- All types of nevi (preliminary examination by dermatologist is recommended)
- Pregnancy

PEELING ALGAE PROTOCOL

After collecting all the necessary information obtained during the questionnaire, the cosmetologist prescribes a peeling option suitable for the patient (depth, type). The specialist must notify about the preliminary preparation of the skin for the process of deep cleansing of the stratum corneum (exfoliation), about the procedure itself, about the possible consequences and result after complete recovery.
If the upcoming peeling is to get rid of pigmentation on the face, then 14 days before the procedure, it is necessary to start daily application of ZENA Skin Toner with a whitening effect together with ZENA Cleansing Gel. It will stop the appearance of new cells that produce the pigment melanin (melanocytes).
To achieve a positive result from the procedure for removing dead cells from the upper layers of the skin (peeling), as well as to avoid possible unpleasant consequences, it is necessary to carry out good and appropriate preparation in time. Depending on the type and depth of the peeling effect, a list of necessary pre-peeling procedures is assigned.

PRE-PEELING CARE

The specialist prescribes home care 2 weeks before the peeling procedure.
Dry Skin: Apply ZENA Cleansing Gel daily, ZENA Skin Toner 2–3 times per week.
Oily Skin: ZENA Cleansing Gel daily, ZENA Skin Toner first week once a day, second week ZENA Skin Toner twice a day, stop using 2–3 days before the procedure.
Do not use intensive moisturizers 2-3 days before the procedure , do not use other products with acids and retinols. This pre-peeling treatment will prepare the skin and get better effect of the peeling procedure.
We recommended to make a treatment overnight.

APPLICATION

Dilute the powder with 10 ml of Algae Peeling solution (Toner) and 5 ml of warm water. Apply a thin layer to the skin of the face and start the massage with light movements. When treating on the body, you can dilute the powder 1:4.

1. SUPERFICIAL PEELING

It activates blood circulation and improves skin condition. This type of peeling causes slight reddening of the skin, which disappears in a day. Dilute the powder with water until it is mushy. Apply a thin layer on the face with light movements.

2. MEDIUM

Causes flaking, superficial or deep. Good for treating acne scars, stretch marks, stagnant spots after acne. Perfectly removes medium and fine wrinkles. After the procedure, it gives a sensation of strong peeling.

3. DEEP PEELING

This type of peeling causes reddening of the skin, and within a week, complete renewal of the upper layer of the skin.

MASSAGE TIME

1. For light peeling & sensitive skin, rub in for 1–2 min.
2. For medium peeling & sensitive skin — for 5 min.
3. For deep peeling, rub in with massage movements for 10–5 minutes. Leave it as a face mask.

After 5–10 minutes, wash off well with warm water.

PROCEDURE CLOSING

Apply ZENA Post Treatment gel, spread it evenly over the skin with massage movements. Pat the client's skin dry with a dry tissue. Apply ZENA Sunblock cream SPF50, spread evenly over the skin

POST-TREATMENT

Most patients have minimal redness for 12–24 hours, your client can feel the needles on their face for about 30 hours until they completely dissolve.Due to the nature of these treatments, and the selected time of the procedures your client may experience skin flaking for a 3–7 days. **Do not pick or pull at any loose skin, as this can cause hyperpigmentation or scarring.**
On the day of the peeling procedure, the client does not wash his face and does not perform any procedures and does not use facial care products.
The next day after the procedure, in the morning and in the evening, your client wash face with water and apply Zena Post Treatment Gel. Do not put the face directly into a hot shower spray. Do not use a steam room, Jacuzzi, or sauna. Do not go swimming.
From 2 to 7 days after ZENA Algae peeling procedure, exclude the use of creams, gels and lotions and other facial care products for a deeper peeling effect. Avoid direct sun exposure and excessive heat for at least 7 days (getting overheated internally can cause hyperpigmentation). In case of sun exposure, the use of Zena SPF 50+ cream is mandatory.



SERUMS

ZENA COSMETICS

BXALTERNATIVE HP

Increasing numbers of ardent opponents of botulinum therapy come to our offices. The reasons can be quite different: from alarming articles in Internet to fear of injections. What alternatives can we offer to replace the classical botulinum therapy? After all, our patients still want to be young and radiant without wrinkles.

This innovative solution allows to relax muscles and restore the dermis without resorting to injections of botulinum toxin. Thus, it enables to penetrate the deeper layers of the skin in order to restore a healthy balance, significantly improving the attractive appearance of the patient's skin. Using high technologies and the latest achievements in science, the proper balance of neurotransmitter, signal, transport peptides and plant extracts was reached. It brought about a stunning visible effect of eliminating static and dynamic wrinkles, launching the regeneration processes, collagen stimulation, working extensively with skin's texture, color, turgor and tone.Often, muscle relaxants are combined with signaling and remodeling peptides in order to obtain the effect of not only in relaxing muscles, but also in levelling out the wrinkles. The latter peptides inhibit the development of the Snare-SNAP complex, which affects the neurotransmitter acetylcholine responsible for muscle contraction. These peptides have a lifting effect, increase the proliferation of fibroblasts and the synthesis of collagen in the extracellular matrix.



Ampoule Set, 8 ml x 10

EFFECTS

- Restores the skin density
- Increases the tone and elasticity
- Lifts the skin extensively
- Reduces the depth and width of static and dynamic wrinkles
- Botoxlike effect for all age groups

PROTOCOL

- Dermapen, hyaluron pen (1 division, superficially), electroporation
- Frequency: 1 time / 10 days from 4–10 procedures

HOW IT WORKS

- Gently reduces muscle contraction
- Relaxes and eliminates mimic wrinkles
- Has a botox-like effect due to the presence of biomimetic peptides in the preparation that mimic the effect of botulinum toxin
- Promotes relaxation of facial muscles and reduces the superficial fine wrinkled mesh has a muscle relaxant effect when applied intradermally
- Improves the quality of the skin with fine wrinkled morphotype
- Helps to eliminate wrinkles in the orbital and perioral zones, neck and décolleté
- Improves tissue tone and elasticity

INGREDIENTS

Purified Water (Aqua), Sodium Hyaluronate, Niacinamide, 1,2-Hexanediol, Adenosine, Centella Asiatica Leaf Extract, Camellia Sinensis Leaf Extract, Houttuynia Cordata Extract, Diospyros Kaki Leaf Extract, Eastern Persimmon Leaf Extract, Cassia Cinnamon Bark Extract, Chrysanthella Indica Extract, Chaenomeles Sinensis Fruit Extract, Artemisia Princeps Leaf Extract, Tripeptide-1, Palmitoyl Tripeptide-1, Palmitoyl pentapeptide-4 Matrixyl®, Hexapeptide-9, Copper tripeptide-1, Acetyl Hexapeptide-8, Argireline, Acetyl Hexapeptide-8

SM REFIT AMPOULE SET

This is a sterile, highly concentrated serum, designed for skin improvements in cases of scars, marks from inflammation, and stretch marks. This potent serum deeply restores tissues and offers various benefits, including enhanced microcirculation, tissue regeneration, and antioxidant and detoxifying properties. Its advanced formula includes powerful peptide complexes and plant extracts with stimulating and anti-inflammatory qualities. For optimal results, use a dermapen to allow the active ingredients to penetrate deeply while stimulating blood circulation and skin restoration.



Ampoule Set, 5 ml x 5

HOW IT WORKS

The serum contains substances with pronounced stimulating effects (peptide complexes Palmitoyl Pentapeptide-, Palmitoyl Tripeptide-1, Hexapeptide-9, Tripeptide-1, Copper Tripeptide-1) combined with components with soothing and anti-inflammatory effects (Allantoin, Panthenol), moisturizing and regenerating effects (Squalane, Sodium Hyaluronate, Hydrolyzed Collagen, Centella Asiatica Extract), and vitamins that participate in all enzymatic processes in healthy skin (Panthenol, Betaine, Ascorbic Acid)

CONTRAINDICATIONS

- Impaired blood clotting
- Oncological and autoimmune diseases
- Infectious and viral diseases
- Diabetes
- Kidney and liver insufficiency
- Hypertension (blood pressure measurement is necessary before the procedure)
- Epilepsy
- Mental disorders
- Skin integrity disorders
- Presence of inflammatory elements at the treatment site
- Tendency to form keloid scars
- Implanted electrical devices (pacemakers)
- Not recommended during pregnancy and lactation, allergy reactions on components (test is mandatory)
- Focus of chronic infection in the body
- The period after operations on other organs
- Damage to the organs of

INGREDIENTS

Water, Hydrolyzed Collagen, Allantoin, Squalane, Panthenol, Betaine, Sodium Hyaluronate, Ascorbic Acid, Hydrogenated, Palmitoyl Pentapeptide-, Palmitoyl Tripeptide-1, Hexapeptide-9, Tripeptide-1, Copper Tripeptide-1, Copper Tripeptide-1, Centella Asiatica Extract

EFFECTS

ZENA SM Refit serum reduces visibility of skin imperfections such as:

- scars
- stagnant spots
- stretch marks
- shallow wrinkles
- superficial pigmentation
- stimulating effect

PROTOCOL

- Microneedling or topical application can be chosen. The recommended protocol includes 2-3 treatments per course, with a maximum of 3 courses per year for promoting physiological skin cell renewal. Administer each treatment with a 10-day interval.
- Alternatively, it can be applied with ZENA Natural algae or chemical peels, cold plasma mashine, or other beauty devices.
- This serum is highly potent and designed specifically for repair of scars and stretch marks. It is crucial to perform an allergy test before use.

COQ10 & DMAE STERILE SERUM

COQ10 & DMAE Sterile Serum is an effective "energy cocktail" for tired skin that has lost its tone and healthy glow. Sterile solution for hyaluronpen/ dermapen injections makes treatment effective, safe and less painful. This content is recommended to use on delicate area around the eyes, it effectively helps to cope with puffiness, signs of tiredness – dark circles, thinning, deterioration of the skin in this demanding area. Is also intended for use on any face area, neck and décolleté. The bottle volume of 5 ml is designed for one face and neck treatment.



Ampoule, 5 ml

HOW IT WORKS

- Coenzyme Q10
- A powerful antioxidant that is irreplaceable in fight against the aging
- Boosts collagen synthesis
- Improves wound healing
- Increases skin elasticity and moisture content
- Improves cell energy, in other words, gives them the opportunity to "work at their best"
- Neutralizes free radicals, which are especially important for: - photodamaged skin
  - skin recovery after acne treatment
  - after infectious and viral diseases
  - aging skin (the body has chronic inflammation sources of free radicals)
- Reduces the depth of wrinkles

DMAE — DIMETHYLAMINOETHANOL

- Improves muscle tone and promotes a lifting effect
- Strengthens the skin and reduces the manifestation of ptosis — the prolapse of tissues under the influence of gravity
- Improves facial oval, and reduces the "double chin" expression
- Reduces pigmentation and improves skin tone — makes it smoothing and glowing
- Reduces swelling and puffiness of the face
- Fights with "crows feet" wrinkles, purse-string wrinkles, upper eyelid overhangsReduces the depth of wrinkles

LECITHIN — PHOSPHATIDYLCHOLINE

- Provides cellular communication by transporting substances
- Maintains the integrity of cell membranes
- Stimulates the work of fibroblasts

EFFECTS

- Accelerates skin healing and repair
- Enhances collagen synthesis and makes the skin tighter and more elastic.
- Increases skin elasticity and hydration
- Reduces the depth and number of wrinkles
- Improves the appearance and moisture retentionproperties of the epidermis

3 WAYS OF USAGE

1. The serum can be injected with hyaluronpen, completely treating the eye area, face and neck. It is recommended to inject the rest of the product with dermapen (so the components of the serum act at different depths of tissues)
2. The dermapen injections are recommended to a depth of 0,5 mm for the eye area (it is necessary to inject the serum in the lateral part of the forehead up to the hairline for a lifting effect); 1,5 mm for the face, neck, décolleté area; 2,0 mm for other body areas.
3. It is good to rotate dermapen serum injection with hyaluronpen injection procedure.

INGREDIENTS

Purified Water (Aqua), Sophora Japonica, Soluble Collagen, Ginger Extract, Hyaluronic Acid, Phenoxyethanol

HAIR & SCALP



Ampoule Set, 8 ml x 10

Hair & Scalp is an anti-hair loss serum that stimulates hair growth and not only helps fight hair loss, but also stimulates blood circulation. In addition, these hair serums also improve hair thickness and density. The scientific studies show that many of the ingredients can accelerate the flow of nutrients to the scalp to reduce hair loss. Many people are scared of the potential side effects of hair growth products. This can be true for many products, but the best way to avoid side effects is to use safe and researched products with natural ingredients.

Hair & Scalp is a hair growth solution that effectively stimulates hair follicles and increases the production of hair growth factors to encourage new hair growth while also helping to prevent further hair loss.

HOW IT WORKS

Sodium Hyaluronate helps to stimulate hair growth, moisturize a dry scalp.

Copper Tripeptide: revolutionary peptide that regenerates hair follicles. The ability of copper tripeptide to stimulate hair growth on one hand causes increased proliferation of the follicular cells, and on the other reduces programmed follicle cell death. Copper peptides increase hair follicle size and inhibit follicle death. Copper peptides not only play a significant role in regenerating new hair growth, but they can also make your existing hair look and feel thicker by increasing the follicle size. The hair will have a thicker and fuller appearance.

Niacinamide increases protein synthesis, also known as keratin synthesis, as reported in this key study. In fact, the hair shaft is made up of approximately 98 percent protein. This means that a lack of B3 may contribute to the strengthening of your hair and, in turn, impacts overall hair health and growth.

Serine helps to produce amino acids, preventing hair loss by stimulating hair follicles to grow new cells, especially in the scalp. The amino acid complex interacts with hair cells to improve hair strength, elasticity, and texture and supports blood circulation around the hair follicle.

Amino acids are organic compounds that act as the building blocks of proteins. Amino acids occur naturally in the form of keratin—the structural protein from which your hair is made. Amino acid is the most important one out of the rest for hair growth. Panthenol is a byproduct of pantothenic acid (vitamin B-5). It helps to strengthen hair, retain moisture, and improves the texture of damaged hair.

EFFECTS

Hair & Scalp can offer the following benefits:

- Preventing hair loss by stimulating the hair follicles
- Reducing the tendency for hair to fall out
- Promoting hair thickness and fight thinning hair
- Stimulating of blood circulation

PROTOCOL

- Injection with Hyaluron pen, step 3–5 mm
- Introduction with dermapen: the recommended needles are 1.0 mm, but select, depending on the patient's skin

We also recommend combining these 2 methods, first with Hyaluron Pen and then with Dermapen frequency of use is once every 1–2 weeks, minimum 5–7 sessions.

INGREDIENTS

Water, Panthenol, Sodium Hyaluronate, Copper Tripeptide-1, 1,2-Hexanediol, Niacinamide, Butylene Glycol, Glycine, Serine, Glutamic Acid, Aspatic Acid, Leucine, Alanine, Lysine, Arginine, Tyrosine, Phenylalanine, Thereonine, Proline, Valine, Isoleucine, Histidine, Methionine, Cysteine, Hydroxypropyl Methylcellulose

PRO WITHENING+



Ampoule Set, 8 ml x 10

ZE NEW ALTERNATIVE active innovation in professional skin care is created on the basis of the latest scientific achievements. One of these unique developments of ZENA Pro Whithening+.

All the active components such as glutathione, tranexamic acid, arbutin, vitamin C in combination with niacinamide allow you to act on different links in the synthesis of melanin.

The appearance of hyperpigmentation is influenced by many factors: genetics, hormonal disorders, radiation (ultraviolet, infrared, HEV, etc.), trauma, inflammation, taking photosensitizers, imbalance of vitamins and microelements. Hyperpigmentation correction methods include the following main areas:

- General therapeutic recommendations: elimination of provoking factors, if possible; use of sunscreens — ZENA Sunblock cream SPF 50; regulation of melatonin production (normalization of sleep); intake of flavonoids.
- Reduction of melanin production: ZENA Pro Whithening+ mesotherapy and microneedling.
- Exfoliating treatments: chemical peels and natural algae peels.

PROTOCOL

- Dermapen, hyaluron pen (1 division, superfcially), electroporation
- Frequency: 1 time / 10 days from 4–10 procedures

HOW IT WORKS

Glutathione is a biologically active tripeptide, a potent antioxidant, which is widely used in skin care products for skin lightening.

Tranexamic Acid in skin blocks the signal to produce melanin.

Arbutin (bearberry), glabridin (licorice) — plant analogues of hydroquinone. Inhibit tyrosinase. They have a less pronounced effect, but are absolutely safe.

Vit C (Ascorbic Acid) inhibits tyrosinase, interrupts the biochemical chain of melanin synthesis, has an antioxidant effect.

Niacinamide (active form of vitamin B3). Violates the transport of melanosomes into keratinocytes.

EFFECTS

- Lighting and brightening
- Hyperpigmentation treatment

INGREDIENTS

Water, Glycerin, 1,2-Hexanediol, Niacinamide, Glutathione, Tranexamic Acid, Xanthan Gum, Hydroxyethylcellulose, Sodium Hyaluronate, Tetrasodium Glutamate Diacetate, Butylene Glycol, Arbutin, Ascorbic Acid, Eucalyptus Globulus Leaf Extract, Camellia Sinensis Leaf Extract, Aloe Barbadensis Leaf Extract, Centella Asiatica Extract, Sodium Hydroxide, Trisodium NTA

DIAMOND AMPOULE SET

This collection of skincare products encompasses a variety of specialized cocktails and formulations, each meticulously crafted to address distinct aspects of skin aging and health. It's set to provide multi-faceted benefits such as firming, lifting, revitalizing, and vascular strengthening. Combines advanced scientific formulations with potent ingredients to deliver both preventive and corrective skincare solutions.



1. ARGIRELINE

Fights fine wrinkles and dermal creases based on a combination of two powerful peptides:

- Acetyl Hexapeptide-8 is a unique anti-wrinkle peptide with proven effectiveness against the formation of skin folds. Its action is not paralyzing; when it is used, natural facial expressions are preserved, although the facial muscles relax.
- Pentapeptide-18 is a polypeptide consisting of 5 amino acids: alanine, glycine, leucitine, phenylalanine, tyrosine. It reduces the depth of wrinkles on the face, especially in the eye area and on the forehead by increasing the production of collagen.

Sodium hyaluronate in this cocktail saturate cells with moisture and retain it inside, as well as optimally moisturize the dermis and activate fibroblasts, Argireline blocks skin aging, is able to smooth fine wrinkles and nourish the skin with useful substances throughout the depth.

2. FIRMING COCKTAIL

The combination of low and high molecular weight hyaluronic acid with the main essential amino acids gives the effect of maximum hydration and tissue repair, tightening and lifting, combined with stimulation of the production of own collagen. The sodium hyaluronate macromolecule restores water balance, and gives a quick effect. The medium molecule of hyaluronic acid regulates the level of skin hydration, improves firmness and elasticity.
Amino acids proline, leucine and lysine, which are part of the preparation, stimulate neocollagenogenesis, maintain it at the maximum level and slow down the destruction of collagen, provide a synergistic effect, enhancing the functional activity of keratinocytes and fibroblasts and reduce the rehabilitation period (up to 40 %) after aesthetic procedures.

3. HA PULL-UP COCK TAIL

Peptide cocktail is the concentrate intended for correction of involutional changes in the skin of the face, neck and decollete, as well as for the prevention of early aging.The formula of the product has a multilevel effect on the skin, reducing the visible signs of age. It also smoothes wrinkles and slows down the formation of new ones thanks to inulin (Acetyl Hexapeptide-30) — a peptide that slows down the chemicals that are responsible for muscle contraction (neurotransmitters), which leads to their relaxation. Copper Tripeptide-1, which is part of the preparation, is an activator of remodeling, increases the proliferative potential of basal keratinocytes, helps restore the original structure and functioning of tissues. Stimulates the synthesis of collagen, decorin and proteoglycans, providing a firming effect on the skin.

4. HYALCHOL COCK TAIL

Revitalizing and vascular strengthening action. Hyalchol extra-enriched meso-cocktail is recommended specifically for stimulating the activity of fibroblasts and restoring the intercellular balance disturbed with age. Amino acids and vitamins as part of the preparation are a nourishing and healing environment containing all the metabolites necessary for stimulation, growth and regeneration of human skin tissue. Serum has a vascular strengthening effect, good for the treatment of rosacea. Remove swelling, pastosity of the tissue, strengthening of blood vessels. Recommended to use before subsequent procedures.

5. MULTIVITAMIN COCKTAIL

This is a luxurious rejuvenating cocktail for skin revitalization treatments. It owes its unique properties to a unique rich composition that stimulates multi-level skin regeneration for a long time. The therapy restores the correct water balance, firmness and elasticity of the skin, slows down the aging process of tissues. The vitamins B3, B6 and panthenol included in the cocktail soften and soothe the skin, vitamin B1 improves blood circulation, due to which vital regenerative processes are launched in the skin cells. Vitamin B3 or nicotinic acid transform even problematic and sensitive skin, and in combination with vitamin C reduces melanin production, reduces pigmentation, eliminates post-acne marks, evens out tone and gives the skin radiance. Strengthens the walls of blood vessels and has an antiinflammatory effect.Hyaluronic acid has moisturizing effect, and mannitol, which is an inhibitor of the breakdown of hyaluronic acid, increasing the period of its active action on the skin.

PROGRAM 1: HYDRATION AND ANTI-AGING, FINE LINES

1. Intense Hydration

- Firming Cocktail
- Goal: Provide the skin with maximum hydration.
- Result: Improved firmness and softening of fine lines through deep hydration.

2. Fortification and Revitalization

- Multivitamin Cocktail
- Goal: Saturate the skin with vitamins and antioxidants.
- Result: Strengthening, improving complexion and supporting regeneration processes in cells.

3. Softening and Filling Lines

- Argireline
- Goal: Work with fine wrinkles & prevent new ones.
- Result: Reduce

PROGRAM 2: AGE-RELATED CHANGES, DEEP WRINKLES, PTOSIS

1. Lifting and Tightening

- HA Pull-Up Cocktail
- Goal: Activation of processes of strengthening the structure of the skin.
- Result: Restoration of elasticity, reduction of ptosis and creases.

2. Correction of Deep Wrinkles

- Argireline
- Goal: Reducing the depth of wrinkles and improving skin texture.
- Result: Visual reduction of wrinkles, improvement of skin tone.

3. Regeneration and Recovery

- Multivitamin Cocktail
- Goal: Supporting regeneration processes in the skin.
- Result: Restoration of the skin, improvement of its general condition and appearance.

PROGRAM 3: STRENGTHENING BLOOD VESSELS , FOR SENSITIVE SKIN, RECOVERY AFTER INJURY

1. Restoration and Strengthening

- Hyalchol Cocktail
- Goal: Strengthening blood vessels and reducing redness of sensitive skin.
- Result: Reduction of inflammatory processes, improvement of blood circulation and skin turgor.

2. Soothing Care

- Multivitamin Cocktail
- Purpose: Provide skin with nutrients and reduce sensitivity.
- Result: Reduced irritation, improved protective functions of the skin.

3. Activation of Regeneration

- Firming Cocktail
- Purpose: Stimulation of regeneration and recovery processes after injuries.
- Result: Acceleration of healing processes, improvement of the general condition and appearance of the skin.

It is recommended to coordinate all programs with a cosmetologist or dermatologist to ensure there are no contraindications and to adapt the course to the individual needs of the skin. Effectiveness will depend on the regularity and consistency of use of the products.

SAPPHIRE AMPOULE SET



This set offers a comprehensive skincare solution aimed at rejuvenation, eliminating cellulite and fat deposits, as well as treating scars and stretch marks. Active serums and top quality ingredients improve microcirculation, strengthen blood vessel walls, and stimulate skin renewal.

1. SILIC & DMAE

The combination of Organic silicon and DMAE promotes deep skin regeneration, tightens and moisturizes it, soothes and relieves inflammation. Has antioxidant properties. Allows you to achieve a phenomenal rejuvenating effect on thinned, lost skin elasticity. This cocktail active stimulates the number and activity of fibroblasts, thereby increasing the production of collagen and making the skin firmer and more elastic, filling and reducing wrinkles. It also restores the optimal interaction of cells within the body. These two qualities of silicon — the ability to stimulate fibroblasts and its affinity for collagen fibers — lead to a complete reorganization of the skin fibers, and in combination with DMAE, which has one of the most important properties: it is an excellent antioxidant, the cell membrane is strengthened, so that the latter can more effectively retain nutrients. Substances and remove decay products. It is also known that one of the causes of aging is a decrease in the volume of acetylcholine, which causes a loss of elasticity in muscles and skin.

2. CELLULIM

The cocktail is used for cellulite, local fat deposits, especially in the "riding breeches" area. When the blood begins to circulate better, the removal of toxins (lymphatic drainage) improves, its color becomes healthy, the structure improves, the skin is strengthened and renewed faster. It contains caffeine and L-carnitine. These substances have a pronounced lipolytic effect, that is, they accelerate the metabolism of fats inside lipocytes and contribute to their rapid removal and utilization. The effectiveness of L-carnitine is enhanced by a patient's physical activity. Theophylline in the composition of the mesopreparation has a lymphatic drainage effect and a detoxification effect. Stimulates blood circulation and prevents excessive accumulation of adipose tissue.

3. LIPODEEP

Lypolitic cocktail is an advanced formula designed to fight for the perfect body. The synergy of lipolytic, draining, metabolism-boosting ingredients provides multidirectional action and optimal results in smoothing the skin and reducing the volume of adipose tissue. The complex action of the drug quickly eliminates fat deposits and swelling, effectively preventing the reappearance of skin irregularities. Phosphatidylcholine allows you to quickly model the silhouette and reduce excess fat accumulation.

4. REDLESS

Hypersensitivity, pronounced blood vessels on the surface of the skin, frequent redness and discomfort, swelling. A highly concentrated meso-preparation based on green coffee bean extract, hyluronic acid and β-glucans, which are part of Cordyceps sinensis, as well as Trametes versicolor, will provide a strong soothing and anti-inflammatory effect, relieve all discomfort, provide sealing of the walls of blood vessels and strengthen the protective properties of the epidermis, the drug also has an anticarcinogenic effect. REDLESS can be used for the vascular stage. The purpose of vascular drainage: to activate microcirculation, antioxidant protection, have a vasodilating and lymphatic drainage effect, improve the supply of oxygen to tissues and accelerate the removal of decay products, strengthen the walls of blood vessels.

5. SM TIGHT

This is the most effective product for working with cicatrices, scars, and stretch marks. The use of this cocktail changes the structure of post-acne scars, adding volume to them, bringing them to the level of the surrounding tissue and keeping them in this state for a long period.

SERUM SAPPHIRE COMBINATION 1

Presents a strategic approach to skincare, targeting various aesthetic concerns:

- Redless is employed as a vascular stage solution for cellulite and weight loss. It aids in activating microcirculation, enhancing blood flow, and reducing swelling, which can be pivotal in combating cellulite.
- Cellulum and/or Lipodeep follow the Redless ampoule for an amplified lipolytic effect. These serums aim to break down fat deposits, enhance lymphatic drainage, and target cellulite at a profound level.
- Post the application of Cellulum and/or Lipodeep, Silic & DMAE is utilized for skin firming and tightening.

This combo promotes profound skin regeneration, stimulates collagen production, and results in a more resilient and elastic skin texture. In essence, this sequential serum application approach offers a holistic solution for skin improvement, cellulite elimination, and silhouette sculpting.

SERUM SAPPHIRE COMBINATION 2

The serum combinations showcase a holistic approach to skincare, targeting various aesthetic challenges from the vascular to the structural aspects of the skin:

- Redless initiates the regimen as a solution for the vascular stage. By enhancing microcirculation and fortifying blood vessel walls, it sets the groundwork for subsequent treatments.
- Following the vascular preparation with Redless, SM TIGHT is applied, honing in on the structural irregularities of the skin, such as stretch marks and cicatrices. By focusing on repairing and rejuvenating the skin's deeper layers, it elevates the overall skin texture, diminishing the appearance of these imperfections.
- To seal and elevate the treatment benefits, Silic & DMAE is used as the concluding step. This serum bolsters the skin's firmness and elasticity, promoting profound skin regeneration and collagen production, resulting in a seamlessly smooth, firm, and rejuvenated skin texture.

Collectively, this treatments set addresses vascular concerns, repairs stretch marks, scars and imperfections, and ensures a taut and revitalized skin appearance.

HOW TO USE

For each combination, apply the serums using a Dermapen or Hyaluron Pen. The Dermapen enhances absorption through creating micro-channels, while the Hyaluron Pen allows non-invasive serum delivery.

COMBINING SERUMS AND TREATMENT SEQUENCING

These serums can be mixed together to create customized cocktails tailored to individual needs, or they can be used in different treatments, spaced 4-5 days apart. This approach allows the skin to properly absorb and react to the active ingredients, optimizing the benefits of each treatment. Ensure the serums' compatibility and consider the skin's needs and responses when planning the treatment sequence.

EMERALD AMPOULE SET



The Multi function Therapeutic Set is a culmination of scientifically-formulated solutions specifically designed to address dermatological concerns. With its robust combination of ingredients, it targets acne pathogenesis, counters dermal aging, and reduces puffiness, dark circles and wrinkles around the eyes.

Furthermore, the set is infused with compounds conducive to skin tissue restoration and hydration. Offering a comprehensive treatment protocol, this set is adept at managing prevalent dermatological challenges such as acne, fine lines, and hair thinning. An essential addition for any professional dedicated to delivering advanced skin and hair care solutions.

1. ACN RELIEF

Comprehensive action on the acne problem, thanks to the multi-directional cocktail of substances collected in ACN RELIEF preparation from ZENA, which have anti-inflammatory, bactericidal, antioxidant and regenerating qualities. They eliminate the imbalance of sebum lipids, increased reproduction of skin bacteria, and normalize the hormonal balance in the dermis. The main component of the cocktail is Hydrolyzed Collagen, a collagen (fibrillar protein) hydrolysis product obtained from the skin, cartilage, tendons, connective and bone tissues of cattle.

2. COLLAGEN SOLUTION

It has a similar amino acid composition, which is dominated by glutamic acid, leucine, lysine, asparagine, glycine, valine, methionine. It starts the processes of restoration of the dermis and epidermis, stimulates fibroblasts, provides a powerful anti aging effect. It has a positive effect on the functional state of the skin, promote moisturizing, regeneration and compensation for the loss of amino acids in the skin, have a nourishing and wound healing effect.

3. EY FIRMING

The rich composition of the cocktail has a multidirectional effect and eliminates many problems in the periorbital region. The composition of the drug includes Acetyl Tetra-peptide-5, a peptide with anti-edema and drainage properties, prevents collagen glycation and reduces vascular permeability, promotes skin elasticity and smoothness, prevents fluid accumulation. Effectively combats puffiness, bags and dark circles under the eyes.

4. HYAL HMW & LMW

The cocktail provides deep hydration and revitalization of the skin, as well as the elimination of wrinkles. Hyaluronic acid, a natural polysaccharide from the group of glycosaminoglycans found in tissues, is responsible for the elasticity of the skin and has the ability to retain water, a thousand times its molecular size. And its viscous consistency strengthens the adhesion of cells, stimulates the activity of fibroblasts and collagen synthesis, slows down the aging process of the skin, enhances regeneration and promotes wound healing.

5. BIOTIN

Biotin, which is part of the preparation, also known as vitamin B7 and vitamin H, is involved in protein, carbohydrate and fat metabolism, help for the treatment of alopecia and seborrheic dermatitis. Biotin has a restorative effect and helps with metabolic processes occurring in cells, helping to avoid hair loss. The cocktail also contains acetyltetrapeptide-3, its main ability is the synthesis of key components of the extracellular matrix in the skin tissues of the scalp. This peptide consists of 4 amino acids, stimulates hair growth processes by directly affecting the hair follicles. Stimulates the skin's own protective proteins — defensins 2 and 3, increasing the skin's resistance to microbiological invasion and its protective function, and in combination with Trifolium Pratense (Clover) Flower Extract enhances the nutrition of the scalp, suppresses the causes of androgenetic alopecia.

SERUM EMERALD COMBINATIONS

ACNE + COLLAGEN

- A powerful duo that fights acne while encouraging the skin's regeneration, focusing on minimizing scarring and promoting smoother skin texture.
- How does it work? The acne component battles active acne, reducing inflammation and preventing further breakouts. When paired with collagen, the skin's natural repair mechanisms are supported, improving the appearance of post-acne scars. Together, they offer comprehensive care in managing both active acne and its aftermath.
- We recommend alternating with the SM Refit serum treatment procedure.

ACNE + HYAL HMW & LMW

- Targeting acne at its source while ensuring the skin remains hydrated and resilient, working in harmony for clearer, well-moisturized skin.
- How does it work? This combination takes a twofold approach by attacking acne-causing bacteria and inflammation while ensuring the skin's barrier remains strong and hydrated.
- We recommend alternating with the ZENA Algae peeling treatment procedure.

HYAL HMW&LMW + BIOTIN FOR HAIR

- Merges hydration and hair-fortifying ingredients for a nourished scalp and stronger, healthier hair.
- How does it work? Hyaluronic acid keeps the scalp hydrated, creating a conducive environment for hair growth, while biotin supports hair strength and integrity, encouraging thicker, more robust hair growth.
- We recommend alternating with the ZENA Hair & Scalp serum treatment procedure.

EY FIRMING (EYES) + HYAL HMW&LMW (FACE & NECK)

- A rejuvenating combination, addressing the eye area's delicate needs while nourishing the overall face and neck.
- How does it work? EY Firming targets the unique challenges of the eye area, while HYAL HMW & LMW revitalizes the broader facial and neck regions, cultivating an overall refreshed appearance.
- We recommend alternating with the ZENA Q10 & DMAE serum treatment procedure.

HOW TO USE

For each combination, apply the serums using a Dermapen or Hyaluron Pen. The Dermapen enhances absorption through creating micro-channels, while the Hyaluron Pen allows non-invasive serum delivery.

COMBINING SERUMS AND TREATMENT SEQUENCING

These serums can be mixed together to create customized cocktails tailored to individual needs, or they can be used in different treatments, spaced 4-5 days apart. This approach allows the skin to properly absorb and react to the active ingredients, optimizing the benefits of each treatment. Ensure the serums' compatibility and consider the skin's needs and responses when planning the treatment sequence.

EXOBOOST



Unlock the Secret to Youth and Healthy Skin!
ZENA ExoBoost is developed based on the latest advancements in cosmetology and dermatology.
We will explain the key ingredients, their properties, and the unique formula that makes ZENA ExoBoost an essential product for skincare.

ZENA ExoBoost is a revolutionary skin serum designed for deep hydration, elasticity restoration, and rejuvenation. The product is based on milk-derived exosomes, amino acids, and plant stem cells. These components deliver powerful effects, improving the skin's condition and providing it with radiance and firmness. The serum helps combat the early signs of aging, leaving the skin smoother, more elastic, and deeply moisturized.

NEW & SAFE GENERATION

Exosomes are nanoscale vesicles (tiny bubbles ranging from 30-200 nm in size) that are continuously secreted by nearly all cells of any organism. They are 1,000 times smaller than cells.

Exosomes travel between cells, delivering information and cargo (lipids, proteins, nucleic acids, enzymes, hormones, neurotransmitters, growth factors, RNA, and other vital molecules) to the cells that need them. As we age, our skin loses the ability to maintain collagen synthesis and repair damaged cells due to internal "breakdowns" within the cells. Exosomes provide aging cells with the information needed for regeneration and rejuvenation.

WHAT ARE EXOSOMES?

- Exosomes are The Next Generation regenerative Aesthetics
- Exosomes are Extracellular Microvesicles measuring between 30-200nm in diameter.
- Exosomes are cell free therapy.
- Exosomes are signalling nanoparticles which have the ability to activate your own skin cells.
- Exosomes are the Key mediators of cell to cell communication.
- Exosomes have Potent Repair & Regenerative functions of Stem Cells.
- Exosomes Deliver their functional micro RNAs, proteins & growth factors to the skin cells.

ZENA Cosmetic, a global leader in natural peels with treatment protocols in place for over a year, has been researching the production of safe exosomes and developing effective serum combinations based on them. This led to the creation of the ZENA ExoBoost serum.

Only pure exosomes are used for the face and body, delivering maximum skin benefits and considered safe over the past decades.

- This is a natural product that does not trigger an immune response in the body.
- Exosomes do not carry the risk of oncotransformation.
- They contain amino acids and hyaluronic acid to enhance the exosome-based formula.
- Important! The active concentration of lactate-derived exosomes and plant stem cells is lower than that of human-derived materials. Natural exosomes are not sensitive to temperature fluctuations and can be transported and stored at room temperature.

EXOBOOST

EXOSOMES

Advantages of Procedures with ZENA Exosomes
Natural and Safe ZENA Exosomes: Exosomes are natural vesicles that ZENA sources from plant and milk-based resources. These have been tested in Europe and recognized as safe for the skin.

Long-lasting Results: Exosomes work at the cellular level, providing long-term anti-aging benefits.
Versatility: Exosome-based procedures can be combined with other cosmetic treatments, such as ZENA cold plasma therapy or microneedling, to enhance their effectiveness.

Why Exosomes? Exosomes possess unique properties that make them indispensable in skincare. The benefits of using exosomes include:

- **Stimulation of Angiogenesis:** Improves blood circulation and skin nourishment.
  Antioxidant Properties: Protect the skin from free radicals.
- **Anti-inflammatory Effect:** Reduces redness and irritation.
- **Anti-apoptotic Properties:** Promote skin cell longevity.
- **Fibroblast Proliferation:** Stimulate the growth of new cells.
- **Collagen and Elastin Synthesis:** Strengthen the skin and improve its elasticity.

Risks of Exosome-Based Procedures

Risks of Human-Derived Exosomes: The use of human-derived exosomes may carry certain risks: Incomplete purification of the material, which could lead to the transmission of pathogens or even cancer cells.

Potential allergic reactions or inflammation from the use of foreign exosomes.
These risks can only be minimized by using the patient's own cells as the source material to extract exosomes. However, this is a costly procedure, currently used primarily for treating internal organs.

The use of human-derived exosomes is prohibited in many countries (including Europe).

Alternative Sources of Exosomes

Safe Exosomes: The ZENA ExoBoost serum uses milk-derived exosomes, making the product both safe and effective.

Alternative exosome sources include:

- Plant-Based Exosomes: Safe and natural components that support skin health.
- Lactic Exosomes: Exosomes produced by lactic acid bacteria that have anti-inflammatory and antibacterial properties, making them an excellent choice for sensitive skin.

PRODUCT TREND

KEY INGREDIENTS

• **Milk Exosomes:** Milk-derived exosomes for skin restoration and protection.
• **Narcissus Poeticus Callus Extract:** Plant stem cell extract that combats signs of aging.
• **Sodium Hyaluronate:** Hyaluronic acid for deep hydration.
• **Glycerin, Sodium PCA, Sodium Lactate:** Ingredients that help maintain optimal moisture levels.
• **Amino Acids (Arginine, Aspartic Acid, etc.):** Restore the skin's structure.
• **Phenoxyethanol, Ethylhexylglycerin:** Preservatives to maintain product freshness.

These components are combined in a unique formula that makes ZENA ExoBoost an effective skincare solution.

INGREDIENTS:

Aqua, Milk Exosomes, Narcissus Poeticus Callus Extract, Sodium Hyaluronate, Glycerin, Sodium PCA, Sodium Lactate, Arginine, Aspartic Acid, PCA, Glycine, Alanine, Serine, Valine, Proline, Threonine, Isoleucine, Histidine, Phenylalanine, Butylene Glycol, 1,2-Hexanediol, Ethylhexylglycerin, Phenoxyethanol, Sodium Hydroxide

Milk-Derived Exosomes

Lactic Exosomes: Exosomes are nanoparticles that play a crucial role in intercellular communication. The milk-derived exosomes in ZENA ExoBoost serum help stimulate skin cell regeneration, boost collagen and elastin production, and improve the overall texture and appearance of the skin.

Benefits of Exosomes:

Increased Elasticity: They enhance skin firmness, giving it a more youthful appearance.
Deep Hydration: Exosomes help retain moisture in the deeper layers of the skin.
Protection and Restoration: Exosomes support the skin's natural cell regeneration process.

Plant Stem Cells

Narcissus Poeticus Callus Stem Cells: The narcissus stem cell extract in ZENA ExoBoost serum provides rejuvenating and moisturizing effects. This ingredient helps combat early signs of aging by stimulating the skin's natural cell regeneration processes.

- Rejuvenating Effect: Fights visible signs of aging, such as wrinkles and loss of elasticity.
- Hydration: Stem cells help maintain optimal skin moisture levels.
- Cellular Restoration: They promote skin cell renewal, leaving the skin healthier and more radiant.

Amino Acids

Amino acids are essential building blocks for the skin that help restore its structure and maintain its health. ZENA ExoBoost serum contains the following amino acids:

- Arginine: Promotes the healing of micro-damage.
- Glycine: Improves the skin's barrier function.
- Alanine and Serine: Help retain moisture, making the skin softer and more elastic.

These amino acids work synergistically to strengthen the skin, improve its texture, and prevent signs of aging.

Hyaluronic Acid

Hyaluronic acid is one of the key components of ZENA ExoBoost, known for its powerful hydrating properties. It has the ability to retain moisture in the skin, giving it volume and smoothing out fine lines.

Key Benefits:

- **Deep Hydration:** Penetrates deep into the skin and retains moisture.
- **Wrinkle Smoothing:** Hyaluronic acid plumps the skin, making it firmer and reducing visible signs of aging.
- **Radiance and Smoothness:** Enhances skin texture, leaving it soft and smooth to the touch.

GENERAL PROTOCOL

HOW TO USE ZENA EXOBOOST SERUM:

- Microneedling
- Mesotherapy
- Hyaluron Pen
- Device-based delivery (including ZENA Cold Plasma)

Client Preparation: Conduct a consultation. Obtain consent for the procedure. Fill out the client intake form.

Steps:

1. Skin Preparation:
Cleanse the skin with ZENA Cleansing Gel, apply Light Peeling Foam. Disinfect and prep the skin with ZENA Toner. These steps are mandatory!

2. Microneedling Procedure:
Choose the appropriate needle size for the dermapen based on the treatment area and country regulations.
• Eyes: 0.3–0.5 mm Face, neck, décolleté: 0.5–1.5 mm The needle depth depends on the skin type and treatment area.
• Total treatment time: 15–30 minutes, depending on the area.
• Serum quantity: Face: 2 ml Face + neck + décolleté: 4-5 ml

3. Hyaluron Pen and Mesotherapy Procedure:
• Hyaluron Pen: Recommended 2-3 notches across the entire face, also covering the neck and décolleté area.
• Mesotherapy: Napage or papule technique.

4. Procedure Completion:
• Apply a CO2 mask to enhance serum absorption and provide a general stimulating effect for the skin.
• Apply Biphase Rege Peel for 10-15 minutes, then rinse off or wipe with a dry cloth.
• Use ZENA Post Treatment Gel to reduce inflammation and create a protective barrier on the skin.
• Apply ZENA Sunscreen.

5. Aftercare Recommendations:
• Avoid makeup and active cosmetics for 12 hours.
• Refrain from using aggressive skincare products (e.g., retinoids, acids) for 5-7 days.
• Avoid saunas, pools, and physical activity for 2-3 days.
• Apply sunscreen consistently for a week after the procedure.

CONTRAINDICATIONS

When should exosomes not be used?
Like any procedure, exosome therapy has its contraindications:

- Malignant tumors
- Diseases in the decompensation stage
- Dermatitis during flare-ups
- Infectious diseases accompanied by fever
- Pregnancy and lactation
- Use of anticoagulants and fibrinolytics

Exosome use should be avoided in these situations to minimize health risks.

SERUMS PROTOCOL

Although the microneedling procedure often varies by practitioners, the technique produces substantial clinical results with controlled dermal wounding while stimulating the wound healing cascade necessary for adequate collagen production. The use of an electricpowered microneedling device with disposable needle tips (containing 12–36 needles), adjustable speeds, and depths of penetration (1–3 mm) is a relatively easy treatment to incorporate into a cosmetic dermatology practice. Although device design varies by manufacturer, all of the available handheld devices work similarly. The treatment protocol can be applied to any electric-powered microneedling device with adjustable depth and speed.

PRE-TREATMENT RECOMMENDATION

All patients may continue the use of any home skin care regimen (including retinoids, antioxidants, and growth factors) up until the time of the procedure. Oral anticoagulants do not need to be discontinued as the risk of uncontrollable bleeding during the microneedling treatment is negligible. Since the microneedling procedure is often used in combination with other treatments such as injections of hyaluronic acid filler and chemical peels and various dermatologic lasers, no "wash out" period is necessary before initiation of treatment. It is, however, recommended that for same day treatments, the order of treatments be applied from deep to superficial (e.g., injectables before microneedling and/or laser irradiation) to maintain visual landmarks and prevent diffusion of injectables caused by tissue edema or bleeding.

CLINICAL ASSESSMENT

In addition to evaluation of the treatment area(s), a meticulous visual assessment of overall skin quality and texture should be made. A thorough synopsis of the procedure, including the risks, benefits, and alternative treatment options should be discussed with the patient. A consent form should be reviewed in its entirety, leaving time for patient questions before treatment. Photography of treatment areas should be performed before each session to adequately assess clinical progress. Comparison of baseline and posttreatment photographs, as well as clear expectations of the anticipated number treatments, is vital to patient satisfaction and facilitates an appreciation of clinical outcomes.

TREATMENT CONTRAINDICATIONS

Contraindications to microneedling treatment are limited. Contraindications include inflammatory acne, active herpes labialis or other local infection within the treatment area, keloidal predisposition, and immunosuppression. In addition, care should be taken with concomitant microneedling near botulinum toxin injection sites to avoid potential unwanted toxin diffusion.

PRETREATMENT CONSIDERATIONS

Although any skin phototype can be treated, it is recommended that treatment be delayed in patients with a history of recent sun exposure (or who are visibly tanned) until all traces of suntan have faded to avoid post-treatment dyspigmentation. Individuals with a history of oral herpes labialis may be at increased risk for viral reactivation during the post-treatment period. In these patients, a 1-week course of oral antiviral therapy as a prophylactic measure (beginning on the day of treatment) is recommended to minimize this complication. In addition, microneedling over any inflammatory acneiform lesions may predispose the patient to the development of bacterial micro abscesses or granulomas. As such, avoidance of treatment in patients with active acne or other inflammatory lesions is recommended.

SKIN PREPARATION AND ANESTHESIA

Meticulous skin preparation is important to decrease the risk of superficial skin infections. A gentle skin cleanser to remove makeup and debris from the skin's surface should be used before application of a topical anesthetic cream or gel to the treatment area(s). The authors typically apply a compounded 30% lidocaine cream (nonoccluded) for 20 to 30 minutes which is removed with water-soaked gauze and alcohol prep immediately before the microneedling procedure.

DEVICE PREPARATION

A handheld microneedling device powered by a battery pack or alternating current power cord is used at adjustable depth settings ranging from 0 to 3.0 mm. When used with corded power, the device speed can be adjusted, ranging from 10,250 to 23,750 rpm. With battery power, the device speed is fixed at 13,500 rpm. Sterile disposable needle cartridges (12 array count/32 gauge and 36 array count/30 gauge) can be used to tailor therapy based on the specific treatment location.

SERUMS PROTOCOL

In general, skin on the forehead, lower eyelids, and nasal bridge are treated with needle depths ranging from 0.5 to 1.0 mm, whereas the cheeks, perioral regions, and scars or striae in various body parts are typically treated with needle depths 1.5 to 3.0 mm. As a general rule of thumb, thicker or more fibrotic skin can be treated with deeper needle depths.

TREATMENT TECHNIQUE

Depending on the specific location to be treated, it is often helpful to divide the region into quadrants. For example, when treating the perioral region, the left upper, left lower, right upper, and right lower regions can be treated individually for more precise and uniform microneedling coverage. Gentle traction of the skin with one hand while simultaneously lowering the microneedling device perpendicular to the skin with the other hand assists the smooth delivery of microneedles into the skin. It is important to apply sufficient hyaluronic gel (supplied by the device company) on the treatment area surface to facilitate the gliding action of the microneedling device and to prevent untoward injury to the overlying epidermis.

The treatment technique involves a combination of horizontal, vertical, and oblique device passes over the treatment areas, repeating approximately 3 to 6 times or until fine pinpoint bleeding is observed . When treating deep rhytides or scars, a "rocking" or "stamping" technique can be used to increase the density of microneedling channels created. Since needle lengths exceeding 1.0 mm may not penetrate to the corresponding dermal depth, it is useful to use pinpoint bleeding as the clinical end point of treatment.

When the clinical end point of uniform pinpoint bleeding has been achieved, ice water-soaked sterile gauze can be applied to remove excess blood and hyaluronic gel. Treatment can then be pursued in an adjacent treatment area or quadrant. The use of tap water is discouraged because of its possible contamination with pathogenic organisms which could potentially increase the risk of infection in the treatment areas. If any bleeding persists after cleansing the treatment area, gentle pressure with dry sterile gauze should be applied for several minutes. A thin layer of hyaluronic acid gel can then be applied to the treatment region and allowed to dry.

POSTPROCEDURE RECOMMENDATIONS

For the first 4 hours after the procedure, the patient is instructed to apply the provided sample of hyaluronic acid gel to the skin. After 4 hours, a 1% hydrocortisone cream or a nonallergenic moisturizing cream can be applied to the treatment regions 2 to 4 times daily for 2 to 3 days. The use of a nonchemical (or physical) sunblock with SPF 30 or higher is advocated (on top of the moisturizer) during the first post-treatment week. Application of makeup may be resumed 2 days after the procedure and any active skin care products that the patient used pretreatment can be resumed in 5 to 7 days (when all traces of skin erythema have resolved). Microneedling treatment sessions are generally recommended at biweekly to monthly time intervals until the desired clinical results are achieved. Some patients elect to receive ongoing (single) microneedling treatment sessions on an annual or semiannual basis to maintain and/or enhance their cosmetic outcomes.

SIDE EFFECTS AND COMPLICATIONS

Microneedling is considered a noninvasive esthetic procedure and has a low rate of associated adverse effects. The most common and expected side effects of treatment include mild erythema, localized edema, and skin flaking, which typically resolves within 48 to 72 hours. Pinpoint bleeding is self-limited and resolves within minutes after the procedure with application of gentle manual pressure and ice water-soaked gauze.

CONCLUSION

Microneedling is a safe, minimally invasive, and effective esthetic treatment modality for numerous dermatologic conditions including acne and other scars, rhytides, and striae. With its fast post-treatment recovery, limited side effect profile, and impressive clinical results, microneedling is a valuable alternative to more invasive procedures such as laser skin resurfacing and deep chemical peeling. In addition, microneedling has demonstrated definitive histologic changes that are directly responsible for the clinical improvement observed.



HYALNANO FILLING

ZENA COSMETICS

HYALNANO FILLING

Non-injection hyaluronic acid filler for wrinkles. It is an alternative to anti-wrinkle fillers. It contains 100-% hyaluronic acid. The product consists of hyaluronic acid powder and serum. Due to the small size of nanoparticles (from 2 to 4 kDA), hyaluronic acid penetrates deeply into the dermis and removes wrinkles. The same result as when using needle injections. No pain, no side effect, not injection treatment — great result.

TYPES OF USAGE

- Can be applied by dermapen (by professional cosmetologist only)
- It can be used to treat any area of the face and all kinds of wrinkles, even under the eyes
- Sterile and safe
- Long-term results (up to 1 year)
- The effect is visible after the first treatment

PROTOCOL

1. Cleanse the skin with an antiseptic (e. g. Chlorhexidine)
2. Sprinkle some powder on the area where you want to remove the wrinkle.
3. Penetrate the powder deep into the skin with a dermapen (dermapen is for professionals). For Dermapen you can use a nano needless or 36 or 12 needless cartridge. You should treat each one area for 2–5 minutes. Don't be afraid if your skin turns red or you see small drops of blood — this is normal. Total time of one treatment 30–40 min.
4. After the powder penetrates, cover the skin with HyalNano serum and also penetrate with a dermapen. Approximately 10 min for this step.
5. You can finish the treatment by applying your favorite face mask to soothe your skin or LED mask. After that, it is also recommended to use any regenerating face cream





Ampoule Set, 2 ml x 10

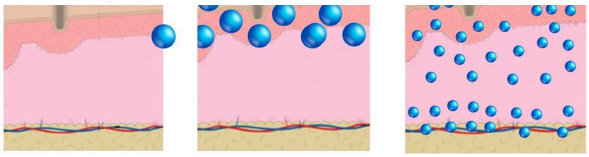

FAQ

1. HOW LONG DOES IT LAST IN THE SKIN?

usually we recommend to make it as a course of 3–5 treatment. effect will be last 8–12 months long, depending on skin types. for dry skin it maximum results!

2. HOW MUCH OF THE PRODUCT SHOULD I USE PER AREA ON THE FACE ? AND WHAT DEPTH OF DERMAPEN, IS IT OK WITH 12 PIN? I SAW ALSO MIGHT BE WITH NANO CARTRIDGES.

you can use 12 or 36 pin. usually nano pin given a deep hydration, but not as filler effect. powder is sterile, so possible use even for very deep penetration

3.HOW MANY TIMES I HAVE TO PASS THE DE RMAPE N ON THE SKIN TO ABSORB IT ? OR IS IT JUST WHEN YOU SEE SKIN ABSORBED, IT'S ENOUGH?

at one area you need to stamping it 3–4 times. around 30–40 min on the face skin. amount of powder depending on area and applying areas. from half to 1 ampoule of powder for 1 treatment.

INGREDIENT 100-% Hyaluronic Acid



SKIN CARE

ZENA COSMETICS

CLEANSING GEL PH 3.1 – 3.5

- Evens out facial tone and texture with fruit acids
- Prepares skin for professional treatments
- Has mild exfoliating, anti-inflammatory and antioxidant effects
- Removes excess sebum

The Cleansing gel is based on natural ingredients with fruit acids and suitable for all skin types. The gel thoroughly cleanses skin from makeup, dust, dirt and sebum. After application, gel makes skin pleasant to the touch, sufficiently hydrated, clean and radiant. It improves microcirculation, restoring a healthy color.

Fruit acids (lactic, glycolic) moisturize the skin, restore its natural protective barrier, promote tissue regeneration and provide antioxidant protection.

Vitamins (D-panthenol, niacinamide-vit. B3, Vit. C) and microelements in the composition of the cleansing gel make skin smooth, silky, gently exfoliate and regulate recovery processes.

Biolin P — a prebiotic blend of inulin (derived from chicory root) and glucosaccharide stimulates the growth of beneficial bacterial flora on the surface of skin and restores the skin ecosystem to its normal equilibrium state. Patented complex Rice Milk Nat is Based on rice protein hydrolyzate. It has a moisturizing and antioxidant effect.



Available in volume 100 ml and 300 ml

SUGGESTED USE

- Apply to damp face, neck, and décolleté
- Massage for a couple of minutes
- Wash off with water

INGREDIENTS

Water, Keltrol CG-SFT, Pharmaceutical grade glycerin 99.5 %, SLES 70 %, Steareth-30, Lactic Acid 80 %, Glycolic Acid 70 %, D-Panthenol 75 %, Biolin P, Rice Milk Nat, Niacinamide PC/Vitamin B3, Allantoin, Ethyl Ascorbic Acid, Sodium Hydroxide 20 %, Euxyl PE9010

SKIN TONER PH 3,1–3,6

ALGAE PEELING SOLUTION

- Eliminates deep pollution, tones up skin,, and gently removes dead skin cells
- Contains AHA/BHA acids for skin cleansing, exfoliating, inflammation reducing, and acne treatment
- Inulin restores skin ecosystem, stimulating the growth of beneficial microflora
- Plant extracts of rosemary, witch hazel, lemon, hops and sage have a rejuvenating, epithelizing, firming and stimulating effect
- Allantoin has a mild keratolytic, anti-inflammatory, antioxidant, healing effect, improves blood circulation, and evens out skin tone
- It prepares skin for professional treatments and is used as an activator in ZENA Algae Peeling treatment



Available in volume 100 ml and 300 ml

HOW TO USE

- As a toner: After cleansing the skin with ZENA Cleansing Gel, generously apply the product on a cotton pad, and gently wipe the face.
- As a solution for algae peeling: mix 10 ml of the product with 5 g of ZENA Algae peeling powder (1 sachet), and 5 ml of water.

INGREDIENTS

Water, Niacinamide PC / Vitamin B3, Citric Acid 20%, Glycolic Acid 70%, Lactic Acid 80%, Hydrogen Peroxide 35%, Kojic Acid, D-Panthenol 75%, Biolin P, Polyplant Byelines, Allantoin, Azepur99 / Cetpro AA- F, Salicylic Acid, Ethyl Ascorbic Acid, Sodium Hydroxide 20%, Euxyl PE9010

INTENSIVE UV SUN BLOCK CREAM

SPF 50+ PA+++

- Spreads well over skin, absorbs quickly, leaves no oily sheen or stickiness
- Protects skin from UVA and UVB rays with combination of active ingredients, preventing sunburn & inflammation



Available in volume 100 ml and 300 ml

HOW TO USE

Apply a thin, even layer on face, neck, and décolleté before going out in the sun.

Finishing cream after procedures: In professional care, it is used after peeling, microneedling, and other mechanical effects on the skin. After the procedures, protection from the sun's rays is MANDATORY be required. This cream will be simply indispensable in post-procedure care at any time of the year, because in autumn or winter, exposure to ultraviolet radiation is also harmful. It is suitable as a make-up foundation and as a sunscreen for face and body. This product helps prevent unwanted pigmentation.

INGREDIENTS

Purified Water (Aqua), Vaseline Oil, Glycerol, Emulgade, Stearic Acid, Glycerin Monostearate, D-panthenol, Isopropyl Myristate (Palmitate), Carbopol Ultrez, Caustic Soda (alkali), Sharomix Preservative, Titanium Dioxide, Benzophenone, Dimethicone (silicone oil), Vitamins (A, E, C, B5) Complex, Aloe Extract, Cucumber Extract, Gucci Perfume

POST TREATMENT GEL

THE GEL

- Can be used after injection procedures
- Has the herbal extract that soothes, eliminates itching, redness, and burning, does not irritate sensitive skin, has anti-inflammatory and antiseptic effects
- Has Algae extract that improves the effect after peeling and helps to remove bruises after injections, minimizes visual effects of injured skin, accelerates tissue regeneration
- Contains Allantoin that stimulates renewal of epidermis, helps to exfoliate dead cells, slows down cell aging, prevents appearance of blackheads
- Based on Panthenol, can be used for body & face skin as post treatment care



Available in Box as contains
100 sachets x 2 ml and Bottles 30 ml

PROTOCOL

- Apply 1 sachet of gel evenly to skin
- Spread and leave until completely absorbed
- The gel will create protective film that can be easily washed off with water

INGREDIENTS

Aqua, Propylene Glycol, Glycerin, Butylene Glycol, Cellulose Gum, 1,2-Hexanediol, Panthenol, Asiatic Centella Extract,Chamomilla Recutita Flower Extract, Camellia Sinensis Leaf Extract, Rosmarinus Officinalis Leaf Extract, Dipotassium Glycyrrhizate, Allantoin, Brassica Campestris Seed Oil,Scutellaria Baicalensis Root Extract, Polygonum TinctoriumLeaf Extract, Tocopherol, Benzyl Alcohol, Propanediol,Ethylhexylglycerin, Sodium Benzoate, Tetrasodium EDTA,Potassium Sorbate, Molasses, Citric Acid, Sodium Hydroxide.

LIGHT PEELING FOAM pH 3.0

Gently exfoliates, removes impurities, fights inflammation and irritation. Due to the synergistic combination of lactic and fruit acids, the peeling foam relaxes the intercellular layer, stimulates the regeneration of the deep layers of the skin. At the same time, it activates fibroblasts in the dermis, increases the synthesis of collagen and elastin, improves the appearance and evens out skin tone. The skin becomes soft and ready to better accept professional treatments and other products used.



Flacon, 150 ml

SPECIAL FEATURES

- Foam is a source of valuable vitamins (D-panthenol, niacinamide-vit. B3, Vit. C) and trace elements that make the skin smooth, silky and soft.
- Lactic acid penetrates the sebaceous glands and dissolves the "blockages" of sebum, dirt and make-up residue in the pores, thereby eliminating acne and preventing inflammation. Glycolic acid weakens the bonds between keratinocytes of the stratum corneum and accelerates the natural process of skin renewal and neocollagenesis. As a result, the skin brightens, softens, and the number of inflammatory elements decreases.
- Biolin P, a prebiotic blend of their inulin (derived from chicory root) and glucosaccharide, stimulates the growth of beneficial bacterial flora on the surface of the skin and restores the skin's ecosystem to its normal equilibrium state.
- Patented complex Rice Milk Nat. Based on rice protein hydrolyzate, it has a moisturizing and antioxidant effect.
- Allantoin has a mild keratolytic, anti-inflammatory, antioxidant, healing effect, improves blood circulation and evens out skin tone.
- The patented plant complex Polyplant Byelines based on extracts of rosemary, witch hazel, lemon, hops, sage has a rejuvenating, epithelizing, firming and stimulating effect.

APPLICATION

- Foam is used for deep cleansing before any professional cosmetic procedure in the salon.
- Suitable for home use (must be used by the client a week before the procedure), especially for preparing the skin before ZENA acid peels and ZENA Algae peels, works very well before BB Glow and Hyalnano.
- For oily and acne-prone skin, use once a day.
- For dry and sensitive skin, it is best to use ZENA Cleansing Gel daily and ZENA Light Peel Foam 2 times a week.
- A small amount of foam is applied to the face, distributed with massaging movements for a minute and washed off with warm water.

INGREDIENTS

Water with Silver Nanoclusters, Sodium Lauryl Sulfate, Cocamidopropyl Betaine, Glycerin, Lactic Acid, Fruit Acid Complex, Salicylic Acid, Aloe Vera Extract, Asiatica Centella Extract, Vitamin (A, E, B, C) Complex, D-panthenol, Chlorophyll Extract, Natural Perfume, Sharomix Preservative

NEUTRALIZER FOAM pH 8.0



Flacon, 150 ml

Designed to soothe the skin after peels. The neutralization in the form of a foam is more effective, since it does not simply cover the skin, but helps distribute it evenly and prevents the peeling from penetrating too deeply into the skin. It soothes inflamed skin and helps bring the skin back to its normal pH level. The foam has a smooth foamy consistency that glides easily over the skin, removing acid and providing instant comfort. It reduces the risk of complications, irritation, redness, prepares the skin for the next stages of treatment. The neutralizer contains a number of active ingredients which help eliminate burning sensation and discomfort during the procedure.

SPECIAL FEATURES

- Water with Silver nanoclisters soothes and neutralizes inflammation.
- Urea has an anti-inflammatory effect, protects, softens, heals with natural antiseptic qualities.
- Chamomile extract is a substance rich in vitamin C and flavonoids that promotes skin regeneration, toning, stabilizes skin moisture levels, removes toxins, accelerates regeneration processes.
- Calendula extract helps to cope with acne breakouts, soothes irritated and sensitive skin, normalizes the sebaceous glands, starts the regeneration process, has an anti-inflammatory effect.
- Turmeric extract has a detoxifying effect, a powerful antioxidant with antiinflammatory and antibacterial activity, heals micro-wounds and eczema, helps to reduce acne, inhibits the formation of melanin, and therefore protects against unwanted pigmentation.
- Complex of vitamins A, E, B, C restore skin immunity, stimulate cell renewal, normalize the work of the sebaceous glands, powerful antioxidants.
- Silk proteins have a natural moisturizing and healing effect, help to retain moisture in the skin, regulate the level of melanin, while having an antioxidant effect.

INGREDIENTS

Aqua, Glycerin, Urea, Sodium Laureth Sulfate, Cocamidopropyl Betaine, Niacinamide, Inulin, Oryza Sativa Extract, Oryza Sativa Bran Oil, Gluconolactone, CentellaAsiatica Extract, Panthenol, Zea Mays Starch, Tocopherol,Citrus Limon Peel Extract, Equisetum Arvense Extract,Hamamelis Virginiana Leaf Extract, Humulus Lupulus Extract, Pinus Sylvestris Bud Extract, Salvia Officinalis Leaf Extract, Rosmarinus Officinalis Leaf Extract, Calcium Gluconate, Phenoxyethanol, Ethylhexylglycerin, Sodium Chloride, Lactic Acid, Sodium Lactate, Alpha-glucan Oligosaccharide, Sodium Hydroxide, Xanthan Gum, Citric Acid, Polyglyceryl-4 Caprate, Potassium Sorbate, Sodium Benzoate.

APPLICATION

- Apply the desired amount on the areas which were the peeling was applied with a light massaging movements until completely neutralized.
- Then rinse off the remaining foam with cold water

WHITENING & BALANCE



Flacon, 30 ml

Antioxidant serum for skin brightening and melanin control, dark circles and blemishes. Melanocytes treated with tranexamic acid show reduced melanin content and tyrosinase activity

INDICATIONS

Dull uneven skin color, rosacea, hyperpigmentation, melasma

MAIN INGREDIENTS

Tranexamic Acid slows down the synthesis of tyrosinase — an enzyme that accelerates the synthesis of melanin, that is a pigment. Whatever the reason for the pigmentation: hormonal changes (for example, during pregnancy), acne, excess sun exposure — they all activate tyrosinase and lead to the formation of spots on the skin. Therefore, we have developed a new serum that blocks the production of this enzyme. In addition to the whitening effect, tranexamic acid reduces the reddish color of superficial blood vessels. And as a result, the complexion is evened out. Dark circles around the eyes, underarms, knees, and other parts of the body are common problems and can be caused by various causes. Some of them are directly related to the excessive deposition of melanin pigment in the skin of the eyelids, which is quite difficult to get rid of — it is not easy to fight facial hyperpigmentation especially taking into account the peculiarities of the skin of the eyelids.

3-O Ethyl Ascorbic Acid is new, stable form of vitamin C. This acid is stable, resistant to light and temperature. It is soluble in both oil and water, which greatly expands the range of applications. It is well tolerated by the skin and has a rejuvenating, brightening effect, and also serves as an auxiliary ingredient in the fight against acne.

Azelaic Acid in the composition of the serum enhances the brightening and anti-inflammatory effect of the serum.

Snow Fungus Extract (Tremella hydroglycerined extract) has more pronounced moisturizing properties than hyaluronic acid, and also protects the skin from negative environmental influences - it is a mechanical and antioxidant "detox elixir" for the skin. Thus, snow fungus extract protects blood vessels, improves cellular metabolism and improves local immunity.

Azelaic Acid in the composition of the serum enhances the brightening and anti-inflammatory effect of the serum.

The unique Pentapeptide SYN-GLOW gives the skin a radiance and light tan effect: makes the skin look sun-kissed, but not damaged. Plant extracts of rosemary, witch hazel, lemon, hops, sage have a rejuvenating, epithelizing, firming and stimulating effect.

APPLICATION

- Massage a few drops into your face and neck
- Spread evenly and wait until absorbed • Use twice a day

INGREDIENTS

Water, Glycerin, Propylene Glycol, β-glucan, Trane-xamic Acid, Glucuronic Acid, Tremella Fuciformis Polysaccharide, 1,2-hexanol, Panthenol, 3-O-Ethyl Ascorbic Acid, ISO Ascorbic Acid (ISOVc Acid), Nonapeptide-1, Octanoyl Hydroxamic Acid, Carbomer, Triethanolamine

CO2 CARBOXYTHERAPY MASK

Carboxytherapy is a modern, non-invasive, painless treatment in cosmetologist's office. This procedure saturates skin with oxygen, improves complexion and overall skin condition, helps to combat agerelated changes, increases skin elasticity by stimulating the synthesis of its own collagen and hyaluronic acid, reduces the appearance of wrinkles and pigmentation, eliminates inflammation, fights acne and traces of postacne. After non-invasive mesotherapy treatment, no recovery period is required, allowing you to immediately return to your normal lifestyle.



Box contains 20 treatment sets (gel + mask)

HOW IT WORKS

- During the treatment carbon dioxide (CO2) is released into skin from a tightly fitting mask and brings the "awakening stress" to cells. As the result, it increases blood circulation and the production of rejuvenating enzymes. The activated cells begin to rejuvenate naturally and stimulate collagen, elastin, and hyaluronic acid synthesis.
- Applied on skin ZENA CO2 Mask lightens, slightly exfoliates, and smoothes the surface of the epidermis. The oxygen (O2) concentration increases in skin (as compensation for the carbon dioxide (CO2) intake when the mask is activated) and normalizes metabolic processes and regeneration, also improving the complexion.
- As a result of a gentle massage with bubbles of released gas, which can be felt as a pleasant tingling sensation, the lymphatic outflow is stimulated. • This helps puffiness, and under-eye circles disappear and improve the facial oval. Skin becomes free from toxins and metabolism products, which are removed by increased lymph and blood flow.
- The absorption of serum's active ingredients, that can be applied after using ZENA CO2 Mask, is significantly improved with it.
- This way, the skin is renewed from the inside and outside

APPLICATION

- Apply the gel contents of the ZENA CO2 Mask bottle to a dry, cleansed face and neck. Then place the dry face mask from the kit on your face.
- With gloved hands press the mask well against your face, carbon dioxide bubbles will be released and you will feel a slight tingling sensation on your face.
- Continue pressing the mask until the release of gas has stopped. Apply the mask from the ZENA CO2 Mask kit to your neck in the same way, applying light pressure. Allow the mask to work for 15–20 minutes. Then remove the mask and rinse off the rest of the gel.
- A course of treatment is recommended.

EFFECTS

- Improves skin properties: tone, turgor, color and texture
- Accelerates blood circulation
- Reduces inflammation
- Prevents age-related changes
- Restores skin elasticity
- Restores the clarity of the facial oval
- Reduces the expression and depth of wrinkles
- Eliminates acne marks and superficial pigmentation

ONE TREATMENT KIT INCLUDES:

Face mask, Activator Gel, sachet 20 g

INGREDIENTS

Water, Solvent, Glycerin, Sodium Bicarbonate, Xanthan Gum, Chlorphenesin, Phenoxyethanol, Titanium Dioxide, Carbon Black, Mica, Butylene Glycol, Angelica Acutiloba Root Extract, Acorus Calamus Root Extract, Panax Ginseng Root Extract, Sophora Flavescens Root Extract, Laminaria Digitata Extract, Glycyrrhiza Glabra (Licorice) Root Extract, 1,2-Hexanediol

BI-PHASE REGE PEEL

Biphase peeling for face and scalp combines resurfacing efficacy of an acid peel with comfort power of an oils. The powerful active peeling motor is contained in the aqueous phase. And the oily phase is the gentle phase, helping to avoid the potential discomfort of deep peeling action.



Volume 15 ml

MAIN COMPONENTS

- Watery Phase — the powerful active peeling motor, composed of 6 acids: glycolic acid, mandelic acid, lactic acid tartaric acid, malic acid, citric acid, is contained in the aqueous phase. It instantly smooths and resurfaces skin texture.
- Oily Phase — composed as the balancing opposite phase to the watery one, the oily phase focuses on avoiding the potential side effects of the peeling action, replenishing the skin. olive, apricot, and mint oil nurture the skin raising comfort. biphasic peeling has the scientifically proven resurfacing efficacy.

OTHER COMPONENTS

- Resveratrol is antioxidant, which is have ability to reduce the effects of aging in skin. Thanks to its calming properties, resveratrol can also minimize skin inflammation and redness.
- Vitamin E helps the skin defend itself against external aggressions (UVs, pollutants) and to make use of its antioxidant and anti-pollution properties.
- Vitamin F — linoleic acid is rich in omega-6. Vitamin F helps to lessen transepidermal water loss (TEWL), which is the escape of water from the skin, which makes it super hydrating.
- Silk proteins — molecular structure is similar to that of the collagen fibers that make up our skin. It naturally helps to increase skin elasticity, speeds up skin cell functioning.
- Amino acids — Glycine is an amino acid with great potential for elasticity and smoothing fine lines. L proline helps skin retain moisture, adding to a supple look and feel. It also helps support structures that prevent the appearance of fine lines and wrinkles

EFFECTS

- As a face peeling Biorevitalizing effect, Reduces wrinkles, Improves skin texture, Lifting effect, Nurish skin As a scalp peeling When you exfoliate your scalp, you're clearing up the follicles from which the hair grows. Scalp exfoliation removes dead skin cells and encourages skin cell turnover. Also beneficial for dandruff problem.

APPLICATION

Mixing well 2 phases. Apply the peeling solution to cleansed skin, and after 3-5 minutes, give it a good rinse with cold water.

INGREDIENTS

Water, Silk Proteins, Rice Proteins, Olive Oil, Apricot Oil, Retinol, Tocopherol (Vitamin E), Vitamin F, Mint Oil, Cornflower Extract, Resveratrol, Glycolic Acid, Mandelic Acid, Lactic Acid, Tartaric Acid, Malic Acid, Citric Acid, Silk Protein, Glycine, L Proline, Butylhydroxytoluene, Sharomix EG10

NATURAL PRO-RETINOL PEEL



Volume 50 ml

This acid-free peel is a gentle peeling that exfoliates the skin without destroying the skin microbiome. Renew and stimulates immunity of healthy skin. Peeling reduces hyperpigmentation, evens out tone, eliminates skin imperfections and prevents loss of elasticity. Peeling has a restorative and anti-inflammatory effect.

HOW IT WORKS

Combination of 2 Algae. First Algae contains silicon microneedles that help the ingredients penetrate deeper into the skin. Second — Dunaliella salina algae are rich in beta-carotene (pro-retinol), which is a provitamin of vitamin A, it is a powerful antioxidant and is able to protect the skin from oxidative stress — which is one of the main causes of aging. These algae help to restore the structure of the "skeleton" proteins — collagen and elastin, prevent loss of skin elasticity.

Bakuchiol in combination with beta-carotene. Bakuchiol is an antioxidant extracted from the "psoralea corylifolia" plant. It regulates the expression of the "youth gene" by acting on receptors that are sensitive to retinoic acid. These components reduce hyperpigmentation, evens out tone, eliminates skin imperfections, and also has an anti-inflammatory effect.

Ficin Enzyme helps the skin regulate the process of skin exfoliation on its own. Exfoliates the stratum corneum of the skin, recommended for anti-age peels. Ficin (ficin) is obtained from the leaves and stems of the fig tree. Enzymes are proteins-catalysts, that is accelerators of all biochemical reactions occurring in the body. They control all life processes and are a chain of amino acids.

Vitamins (Tocopherol, D-panthenol) and trace elements in the composition of natural peeling make the skin smooth, silky, gently exfoliate and regulate the processes of restoration and renewal in the skin.

INGREDIENTS

Aqua, Polysorbate-20, Glycerin, Pentylene Glycol, Bakuchiol,Panthenol, Algae Extract, Retinol, Tocopherol, Ficin,Astaxanthin, Beta-Carotene, Sodium Ascorbate, Undecane,Ascorbic acid, Tridecane, Xanthan Gum, Citric Acid, Glucose,Caprylic/Capric Triglyceride, Phenoxyethanol, Ethylhexylglycerin, Tetrasodium EDTA, Acacia Senegal Gum, Sucrose, Cyclodextrin, Sodium StarchOctenylsuccinate, Silica.

APPLICATION

Apply a sufficient amount of peeling to pre-cleansed skin. Massage for 5–7 minutes, spreading evenly over the entire surface. Rinse and apply ZENA Post Treatment Gel. Don't forget to use ZENA Sun Block Cream.

CAPILLUS FORTIS SERUM



Volume 50 ml

ZENA Cosmetics Capillus Fortis Serum is an innovative hair and scalp care serum enriched with natural extracts and active ingredients, formulated to improve scalp health, strengthen hair, and prevent hair loss. This serum is ideal for daily use, promoting nourishment, hair restoration, and a healthy scalp microbiome.

Technologies of the Future for Your Hair

Revolutionize hair care with the power of nature and science – stronger, healthier, shinier hair starts with the next generation of hair serum.

Discover a new era in hair care with innovative complexes that combine advanced scientific technologies with the power of nature. Stem cells from wild olive trees complex, promote deep cellular renewal, strengthening hair structure and restoring its natural strength and elasticity.

Patented natural complexes like Sangmodan, featuring 11 rare Eastern herbs, and BotaCair, with powerful antimicrobial and antioxidant effects, protect the scalp, stimulate hair growth, prevention hair loss.

Natural Solution for Hair Loss Prevention

Capillus Fortis Serum is an innovative hair and scalp care serum enriched with natural extracts and active ingredients, formulated to improve scalp health, strengthen hair, and prevent hair loss. This serum is ideal for daily use, promoting nourishment, hair restoration, and a healthy scalp microbiome.

HOW TO USE:

Apply a small amount to the scalp, massage gently, and do not rinse

INGREDIENTS

Aqua, Polysorbate-20, Pro-panediol, Dextrin, Betaine, Niacinamide, Olea Europaes (Olive) Callus Culture Lysate, Sophora Flavescens Root Extract, Capsicum Annuum Fruit Extract, Lycium Chinense Fruit Extract, Camellia Sinensis Leaf Extract, Angelica Gigas Root Extract, Angelica Dahurica Root Extract. Rubus Coreanus Fruit Extract, Morus Alba Root Extract, Pinus Palustris Leaf Extract, Lithospermum Erythrorhizon Root Extract, Polygonum Multiflorum Root Extract, Scutellaria Baicalensis Root Extract, Coptis Japonica Root Extract, Morus Alba Bark Extract, Sodium Hyaluronate, Mentha Piperita Oil, Vanilyl Butyl Ether, Inulin, Alpha-Glucan Oligosaccharide, Allantoin, Glycerin, Cyclodextrin, Pentylene Glycol, Citric Acid, Cyamopsis Tetragonoloba Gum, Tocopherol, Xanthan Gum, Phytic Acid Ethylhexylglycerin, Phenoxyethanol



CHEMICAL PEELINGS

ZENA COSMETICS

AHA 44 pH 2.0



Volume 20 ml

The procedure stimulates the synthesis of collagen and elastin, resulting in the appearance of young cells that contribute to the overall rejuvenation and smoothing of the skin, narrowing of the pores

AHAs (alpha hydroxy acids) improve the appearance of the skin, increasing its smoothness, brightness, color and also exhibit cleansing and moisturizing effects. Penetrating into the stratum corneum, ana first reduces the adhesion of horny cells, which is easy to detect when exfoliating. AHA also has a strong moisturizing effect due to its ability to retain water. These moisturizing properties help to improve the keratolite action of the product. When the surface layer receives moisture, the distance between the cells increases and the cohesion of the cells decreases.

HOW IT WORKS

- Skin color and texture improvement
- Disappearance of fine wrinkles and smoothing of deep
- Procedure without discomfort and unpleasant side effects
- Very fast skin recovery
- Gradual and lasting result

INGREDIENTS

Lactic Acid — 13 %, Citric Acid — 13 %, Glycolic Acid — 10 %, Malic Acid — 4 %, Tartaric Acid — 4 %

HOW TO CALCULATE EXPOSURE TIME?

The beautician adjusts the exposure time by observing the flushing and sensations of the client. The patient experiences a slight burning sensation and tingling sensation. If these sensations are unbearable, then the acid must be neutralized immediately! Redness and peeling of the skin, swelling, which usually disappear after a few hours are possible. Usually they start with a small exposure of 5–7 minutes. Depending on the type of skin.

POST-PEEL CARE

The procedure is carried out with the subsequent Protocol of soothing and anti-inflammatory ingredients, gives the maximum therapeutic effect and allows this procedure to be carried out even with increased skin sensitivity. Since peeling significantly increases skin permeability, it is very good to carry out additional procedures after it that require deep penetration of the components. Typically, various moisturizing, depigmenting (whitening), sunscreen or nourishing creams are used as post-peels, depending on the general purpose of the treatment.

BHA 20 pH 1.9



Volume 20 ml

*Not for sale in Europe

PROBLEMS

- Oily skin, acne, comedones, deep comedones
- I and II degree acne, post-acne, psoriasis, rosacea
- Fine mesh of wrinkles, photoaging
- Hyperpigmentation
- Actinic hyperkeratosis
- Skin microrelief damage

HOW IT WORKS

- Increased skin turgor
- As a bactericidal, sebostatic action
- Decreased secretion of sebaceous, sweat glands
- Does not penetrate deeply into the skin
- Has no post-peel side effect
- Has a strong anti-inflammatory, antiseptic effect
- Prevents the formation of comedones, softens the existing ones
- Excellent keratolytic
- Does not require neutralization
- Salicylic peeling with a low% content is ideal as a preparatory procedure before cleansing the face

INGREDIENTS

Salicylic Acid — 20 %, Ethanol

PROTOCOL

- Do not use any scrubs / peels either before or after the serum procedure.
- Apply a small amount of serum to the skin for 2–5 minutes. Do not overexpose! After the specified time has elapsed, simply rinse off the serum with cool water, then apply a moisturizer or gel.
- Use acid serum once every 5–7 days.
- Be sure to use sunscreen (at least 30 SPF).
- During the procedure, the skin will turn red. There may also be a burning sensation on the skin. This is normal! Redness may remain even the next day after Protocol.
- If the skin burns too much, wash off immediately with water. This means that the skin is very sensitive, and the serum should be applied for no more than 1–2 minutes

CONTRAINDICATIONS

- Inflammation of the skin or infection of it in the active stage
- The presence of a focus of chronic infection in the body
- The period after operations on other organs
- Damage to the organs of the endocrine system (diabetes mellitus, thyrotoxicosis, and others)
- The presence of allergies or individual intolerance to the components of the chemical composition of Jessner peeling
- Pregnancy period (breastfeeding)
- Taking systemic retinoids for the treatment of severe acne (Roaccutane, Acnecutan)
- Violation of the integrity of the skin
- Viral diseases (herpes)

GBHA 15 pH 2.3

This combination of acids stimulates cell renewal and, as a result, has more intense rejuvenating effect on all skin types, even very sensitive, without redness and flaking. When applying peeling, you must daily use sunscreen with a minimum of SPF 30 ++.



Volume 20 ml

*Not for sale in Europe

INDICATIONS

- Chronoaging, photoaging
- Enlarged pores
- Seborrhea, acne
- Oily skin, comedones, deep comedones
- Dry, thin skin
- Follicular hyperkeratosis
- Skin fading, fine wrinkle mesh
- Ingrown hair

INGREDIENTS

Glycolic Acid — 10 %,
Salicylic Acid — 5 %

TYPE OF USAGE

- Can be used as a pre-peel or as a stand-alone peeling. Exposure time: 5–10 minutes, it is possible to apply a second layer, then remove with a cotton pad or sponge with cold water. In case of severe redness or persistent burning sensation, wipe the face with a neutralizing compound
- Recommended number of procedures: for the face and décolleté 6-10 procedures once a week or as an independent procedure before cleansing the face — if necessary. The peeling procedure can be repeated, the need and the period of repetition is determined only by a cosmetologist.
- The chemical peeling procedure is traumatic for the skin, so it is advisable to cover it with a professional soothing post-procedure mask ,the mask should be kept for 20 minutes, do not wash, let the residues soak into the skin.
- For healing and regeneration of the skin after the procedure, we recommend using Aloe Vera gel in home care.Aloe gel creates a protective film that stimulates the rapid recovery of deformed collagen and the regeneration of new protein, and then firmly binds the elastane and protein fibers with moisture. Also, this plant helps relieve pain and irritation, kills bacteria and stimulates healing.

CONTRAINDICATIONS

- Inflammation of the skin or infection of it in the active stage
- The presence of a focus of chronic infection in the body
- The period after operations on other organs
- Damage to the organs of the endocrine system (diabetes mellitus, thyrotoxicosis, and others)
- The presence of allergies or individual intolerance to the components of the chemical composition of Jessner peeling
- Pregnancy period (breastfeeding)
- Taking systemic retinoids for the treatment of severe acne (Roaccutane, Acnecutan)
- Violation of the integrity of the skin
- Viral diseases (herpes)

Caution: For patients with dark skin, a procedure perception test is required before peeling. Mandatory testing for sensitivity and allergic reaction (preliminary protocol to the bend of the elbow or in the area behind the ear).

JESSNER pH 1.8



Volume 20 ml

*Not for sale in Europe

42 % Jessner peel is done by brushing an acidic liquid onto the skin to remove the top layers and encourage new, younger looking skin to grow. While many chemical peels can cause lasting discoloration on darker skin, a recent small study found that a modified Jessner's solution safely and effectively reduces melasma and pigment imperfections in darker skin.

The Jessner peel is typically a medium peel, which means it removes skin cells from the top layer of your skin, the epidermis, and the upper portion of the middle layer, the dermis. However, it can also be used as a superficial peel, which has a faster healing time but needs to be performed more often to get the results of a deeper peel.

INDICATIONS

- Dark patches
- Age spots
- Scars, wrinkles
- Melasma
- Hyperpigmentation
- Acne scars

INGREDIENTS

Salicylic Acid — 12%, Recinol — 15 %,
Lactic Acid — 10 %, Citric Acid — 5 %

TYPE OF USAGE

MINIMUM EXPOSURE TIME

- Face — 5 minutes. If several layers are applied,
- interval of 5 minutes is maintained each time.
- Neck — 1–2 layers, time 2 minutes

RECOMMENDED NUMBER OF PROCEDURES

5-6 procedures with an interval of 2-3 weeks. During the first session, it is desirable to apply 1-2 layers of the peeling composition. In subsequent sessions, the number of layers can be gradually increased to 6-8.

STORAGE CONDITIONS

It is necessary to store Jessner's peeling in a dark container in a cool place with a tightly closed lid, since resorcinol darkens in the light and when air is available.

After the peel, your skin may continue to burn or sting for 20 minutes or more. Your skin will be red, swollen, and tight for the first 24 hours or so. After that, the swelling will go down and your skin will begin peeling.

CONTRAINDICATIONS

- Skin inflammation or active infection. Open wounds, abrasions, severely inflamed abscesses on the face
- The presence of a focus of chronic infection in the body.
- The period after operations on other organs.
- Damage to the organs of the endocrine system (diabetes mellitus, thyrotoxicosis and others).
- Taking systemic retinoids for the treatment of severe acne (Roaccutane, Acnecutan).
- Violation of the integrity of the skin.
- Viral diseases (herpes).
- With prolonged exposure to ultraviolet rays
- Increased body temperature
- Pregnancy and lactation

LACTIC 30 pH 3.0



Volume 20 ml

30 % Lactic peeling refers to acid peels, it is a lactic acid solution. It is recommended for those who have sensitive skin or have contraindications to chemical peels.

Lactic peeling refers to superficial light peels, that is, it has a gentle effect on the skin. It is often recommended as an addition to comprehensive skin rejuvenation programs. Lactic peels are used to prepare the skin for more serious cosmetic procedures. Lactic acid used for peeling activates metabolic processes in the skin. Lactic peels help restore moisture balance in the skin. The main advantage of peeling is that lactic acid is a natural substance for the human body and therefore, it does not cause allergic reactions, the skin after Lactic peeling practically never becomes inflamed.

INDICATIONS

- Acne
- Wrinkles
- Skin laxity

INGREDIENTS

Deionized Water, Lactic Acid — 30 %, Soduim Hydroxide

TYPE OF USAGE

See next page for details

1. Pre-peeling preparation
2. Make-up removal and cleansing
3. Toning
4. Pre-peeling
5. Peeling (applying directly lactic acid)
6. Neutralization
7. Soothing and moisturizing the skin
8. Post-peeling care at home

CONTRAINDICATIONS

- Skin inflammation or active infection. Open wounds, abrasions, severely inflamed abscesses on the face
- The presence of a focus of chronic infection in the body
- The period after operations on other organs
- Damage to the organs of the endocrine system (diabetes mellitus, thyrotoxicosis and others)
- Taking systemic retinoids for the treatment of severe acne (Roaccutane, Acnecutan)
- Violation of the integrity of the skin
- Viral diseases (herpes)
- With prolonged exposure to ultraviolet rays
- Increased body temperature
- Pregnancy and lactation

Caution: For patients with dark skin, a procedure perception test is required before peeling. andatory testing for sensitivity and allergic reaction (preliminary protocol to the bend of the elbow or in the area behind the ear).

LACTIC 30
PROTOCOL IN STAGES

1. PREPARATION
- The instructions for almost all cosmetic products for chemical peeling recommend pre-peeling preparation.
- For 7–14 days before the procedure, use a cream with 15 % phenoxyglycolic acid or a pre-peeling gel with AHA acids at night to prepare the skin, that is, to make it smoother and more susceptible to peeling.
- On the day of the procedure, we do not use cream and gel at night in the morning.
- Lactic peels should be started with a minimum acid exposure time, after having done a sensitivity test. With this option, the course of procedures is significantly increased to obtain a lasting and desired result.

2. MAKEUP REMOVER, CLEANSING, TONING
- Makeup removal is carried out as standard by your professional cosmetics line. For additional effect and skin cleansing, use a toner.
- Pre-peeling is used for better penetration of lactic acid during peeling, as well as to check the sensitivity of the skin to the drug used.
- We also recommend applying pre-peeling with glycolic and lactic acids to the skin of the face and neck.

3. PEELING
- Without washing off the pre-peeling, the cosmetologist applies lactic acid (chosen by the cosmetologist, depending on the problem) for 8-12 minutes (if the peeling is performed for the first time, the exposure time is reduced to 3–5 minutes).
- The time, how many layers to apply and the concentration is chosen by the cosmetologist, taking into account the sensitivity, color and type of skin, as well as the solution of the tasks.
- For certain problems, it can be mixed with other acids (consult our technologist if necessary).

4. NEUTRALIZATION
Lactic peeling allows you not to use a neutralizer, but only to wash your face well with water, as it is very light and does not react with water.

5. SOOTHING AND MOISTURIZING THE SKIN
- At the end of the procedure, you should use a soothing mask (it is good when silk and extracts are included in such a mask).
- The exposure time of the mask is about 20 minutes. And then a post-peel moisturizer is applied.

6. POST-PEELING REHABILITATION
- May include 1-2 treatments in the salon, or home care. If you have very sensitive and problem skin, and it is imperative to use restorative home care products.
- Post-peeling agents are recommended and selected by a beautician; they have a pronounced moisturizing, regenerating, antioxidant, anti-inflammatory, soothing and vitaminizing effect.

7. FREQUENCY
- The peeling procedure must be carried out in a course, the necessity and the period of repetition is determined only by a cosmetologist.
- Recommended number of procedures: 6–10 procedures with an interval of 7–10 days.

MANDELIC pH 2.4



Volume 20 ml

15 % Mandelic acid is an increasingly popular alpha hydroxy acid derived from the hydrolysis of an extract of bitter almonds.

Do not use if you have nut allergies. For Professional Use Only.

INDICATIONS

- Photo-ageing
- Irregular pigmentation
- Acne
- Melasma

TYPE OF USAGE

- Stimulates new skin cells for long-term health
- Exfoliates dead skin cells for immediate clarity
- Promotes younger looking skin by diminishing wrinkles
- Improves skin elasticity, hydration, and texture
- Reduces the appearance of pores and prevents future breakouts

INGREDIENTS

Mandelic Acid — 15 %, Propanediol, Ethanol

CONTRAINDICATIONS

- Skin inflammation or active infection. Open wounds, abrasions, severely inflamed abscesses on the face
- The presence of a focus of chronic infection in the body
- The period after operations on other organs
- Damage to the organs of the endocrine system (diabetes mellitus, thyrotoxicosis and others)
- Taking systemic retinoids for the treatment of severe acne (Roaccutane, Acnecutan)
- Violation of the integrity of the skin
- Viral diseases (herpes)
- With prolonged exposure to ultraviolet rays
- Increased body temperature
- Pregnancy and lactation

PROTOCOL

- The instructions for almost all cosmetic products for chemical peeling recommend pre-peeling preparation. For 7-14 days before the procedure, use a cream with 15% phenoxyglycolic acid or a pre-peeling gel with AHA acids at night to prepare the skin, that is, to make it smoother and more susceptible to peeling. On the day of the procedure, we do not use cream and gel at night in the morning.
- Cleanse skin thoroughly before applying the peel. Cover the entire affected area one to three layer using cotton ball. After 3-5 minutes wash the area with cool water well.
- Attention! Because excessive drying of the skin may occur, start with one Protocol daily, then gradually increase to two to three times daily if needed or as directed by a doctor.
- If excessive dryness or peeling occurs, reduce Protocol to once a day or every other day.
- By using this product, user agrees that we are not liable for any skin or body-part damage or misuse of instructions. We recommend only a professional apply and monitor the Protocol of our products and we hold no responsibility for anyone that bypasses our recommendation of consulting with and using a professional to apply any chemical peel product.

RESORCINOL pH 2.4

33 % peel has a simultaneous antiseptic, anti-inflammatory, strong fungicidal and antibacterial effect, is especially effective against acne, which makes it indispensable in the treatment of acne. It is used for dense, thick skin, phototype I-III. Controls excess sebum, removes comedones, dark spots, scars.



Volume 20 ml

*Not for sale in Europe

INDICATIONS

- Acne, post-acne, grade I-IV acne
- Seborrheic dermatitis, rosacea
- Lenticular melanosis, melasma
- Dyschromia
- Photo- and chronoaging
- Scars (atrophic, hypertrophic), stretch marks, pustules
- Preparation for laser resurfacing

PROTOCOL

- Minimum exposure time: 3 minutes. If several layers are applied, interval of 3 minutes is maintained each time.
- Recommended number of procedures: 3–6 procedures with an interval of 2 weeks.
- During the first session, it is desirable to apply 1–2 layers of the peeling composition. In subsequent sessions, the number of layers can be gradually increased to 6–8.
- The chemical peeling procedure is traumatic for the skin, therefore it is advisable to cover it with a professional soothing post-procedure mask, hold the mask for 20 minutes, do not wash, let the residues soak into the skin.
- For healing and skin regeneration after procedure, we recommend using Aloe Vera gel.

CONTRAINDICATIONS

- Skin integrity damage
- Skin inflammation
- Active herpes
- Severe somatic diseases, autoimmune diseases
- Rosacea
- Pregnancy, lactation
- Chemotherapy and radiation treatment
- Individual intolerance
- Taking hypoglycemic drugs, sulfanyl urea derivatives, taking retinoids Mandatory testing for sensitivity and allergic reaction (preliminary application to the bend of the elbow or in the area behind the ear).

INGREDIENTS

Resorcinol — 13 %, Salicylic Acid — 10 %, Lactic Acid — 5 %, Citric Acid — 5 %

RETINOL GLYCOLIC 25 pH 2.5



Volume 20 ml

*Not for sale in Europe

Professional peeling, with a total acid content of 25 %. Accelerates mitosis, increases the activity of enzymes, normalizes keratinization, promotes an even distribution of melanin. Powerful, pronounced antiaging effect.

Before this procedure, it is recommended to prepare with salicylic peeling 15–20%, or Jesner peeling, or glycolic peeling 12–15 %. Then, to stimulate collagen production, Protocol of vitamin C is recommended.

INDICATIONS

- Chronoaging, photoaging
- Lifting effect
- Hyperpigmentation, melasma, lentigo
- Hyperkeratosis, senile keratomas
- Enlarged pores
- Dry, thin skin

INGREDIENTS

Glycolic Acid — 20 %,
Retinolic Acid — 5 %

PROTOCOL

- Minimum exposure time: to enhance the effect, the product can be rubbed in (with a cotton swab) for 5 minutes.
- Exposure time 1–10 minutes.
- Then rinse off with cold water. Recommended number of procedures: 5–6 procedures with an interval of 2–3 weeks. UV protection required.
- The chemical peeling procedure is traumatic for the skin, therefore it is advisable to cover it with a professional soothing post-procedure mask, hold the mask for 20 minutes, do not wash, let the residues soak into the skin.
- For healing and skin regeneration after the procedure, we recommend using Aloe Vera gel. Aloe gel creates a protective film that stimulates the rapid recovery of deformed collagen and the regeneration of new protein, and then firmly binds the elastane and protein fibers with moisture. Also, this plant helps relieve pain and irritation, kills bacteria and stimulates healing.

CONTRAINDICATIONS

- Skin integrity damage
- Skin inflammation
- Active herpes
- Severe somatic diseases, autoimmune diseases
- Rosacea
- Pregnancy, lactation
- Chemotherapy and radiation treatment
- Individual intolerance
- IV-V skin types according to Fitzpatrick
- Prolonged exposure to the sun
- Taking retinoids
- Active solar period (spring, summer, first half of autumn)

TCA 10 pH 1.8

Treats age-related skin changes, effectively renews the skin and significantly improves skin condition. Suitable for all skin types. Does not contain fragrance.



Volume 20 ml

*Not for sale in Europe

INDICATIONS

- Skin hyperpigmentation
- Spots
- Freckles
- Scars
- Post-acne marks

INGREDIENTS

Deionized Water,
Trichloroacetic Acid — 10 %

PROTOCOL

- The instructions for almost all cosmetic products for chemical peeling recommend pre-peeling preparation.
- For 7–14 days before the procedure, use a cream with 15% phenoxyglycolic acid or a pre-peeling gel with AHA acids at night to prepare the skin, that is, to make it smoother and more susceptible to peeling.
- On the day of the procedure, we do not use cream and gel at night in the morning.
- During evening skin care, after thoroughly cleansing the skin with a special product (eg cleansing foam). Do not use any scrubs/peels either before or after the serum procedure!
- Apply a small amount of serum to your face. The serum can be applied in three layers (3 is the maximum). The more layers, the stronger the effect.
- The first layer usually does not cause any discomfort, but the second and third cause a burning sensation. You can use a flow of cold air to reduce this unpleasant sensation (take a fan or use cold air from a hairdryer) In total, keep the serum on the skin for 3 to 5 minutes, but no longer! Overexposure will not improve the effect, the skin may begin to peel off, it is very hot.)
- After the specified time, just rinse off the serum with cool water, why apply a moisturizer or gel. Use acid serum no more than once a week.
- It is recommended to do a course of 5 procedures every week. It is imperative to use sunscreen during the entire course (at least 30 SPF).

CONTRAINDICATIONS

- Skin inflammation or active infection. Open wounds, abrasions, severely inflamed abscesses on the face
- The presence of a focus of chronic infection in the body
- The period after operations on other organs
- Damage to the organs of the endocrine system (diabetes mellitus, thyrotoxicosis and others)
- Taking systemic retinoids for the treatment of severe acne (Roaccutane, Acnecutan)
- Violation of the integrity of the skin
- Viral diseases (herpes)
- With prolonged exposure to ultraviolet rays
- Increased body temperature
- Pregnancy and lactation

TCA 20 pH 1.8

20% Trichloroacetic peeling is intended only for professional use by a beautician with a medical education! Suitable for ages 25+, with acne, post-acne scars, scars. For age 35+, it helps to eliminate fine wrinkles, smooth folds, age-related skin changes, effectively renews the skin and significantly improves skin condition. Helps to deal with stagnant spots and the effects of acne. Suitable for all skin types. Does not contain fragrances.

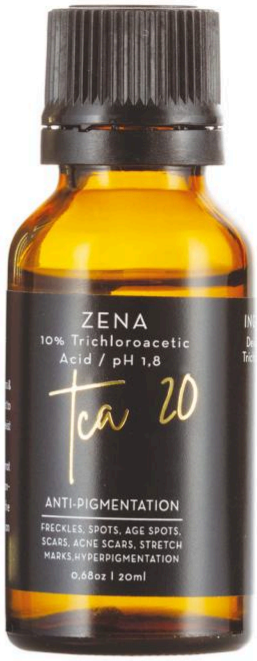

Volume 20 ml

*Not for sale in Europe

INDICATIONS

- Skin hyperpigmentation
- Spots
- Freckles
- Scars
- Post-acne marks

INGREDIENTS

Deionized Water,
Trichloroacetic Acid — 20 %

PROTOCOL

- The instructions for almost all cosmetic products for chemical peeling recommend pre-peeling preparation.
- For 7–14 days before the procedure, use a cream with 15 % phenoxyglycolic acid or a pre-peeling gel with AHA acids at night to prepare the skin, that is, to make it smoother and more susceptible to peeling.
- On the day of the procedure, we do not use cream and gel at night in the morning.
- TCA peeling is a median peel, therefore it is recommended to do a superficial peel before the procedure.
- Apply a small amount to cleansed skin. You need to apply the composition in layers. The first layer usually does not cause any discomfort, but the second and third cause a burning sensation.
- You can use a flow of cold air to reduce this discomfort (take a fan or use cold air from a hairdryer).
- Recommended to apply in three layers and keep on the skin for 2–5 minutes. However, the exact time of Protocol is regulated by the beautician

POST TREATMENT

- The next day after peeling, actively use a soothing gel or cream with panthenol.
- On the second day, redness is usually still on the skin, skin tightness is felt.
- In the future, within 3–5 days, a period of intense peeling passes.
- Exfoliating skin cannot be removed by hand; it must exfoliate on its own.

CONTRAINDICATIONS

- Skin inflammation or active infection. Open wounds, abrasions, severely inflamed abscesses on the face
- The presence of a focus of chronic infection in the body
- The period after operations on other organs
- Damage to the organs of the endocrine system (diabetes mellitus, thyrotoxicosis and others)
- Taking systemic retinoids for the treatment of severe acne (Roaccutane, Acnecutan)
- Violation of the integrity of the skin
- Viral diseases (herpes)
- With prolonged exposure to ultraviolet rays
- Increased body temperature
- Pregnancy and lactation

AZELAIC 20 pH 2.5



Volume 20 ml

Azelaic acid is a favorite of dermatologists for its gentleness and versatility (it helps with way more than just acne breakouts), this treatment can banish bacteria or reduce redness brought on by different skin conditions. In general, good for anyone with acne-prone, rosacea-prone skin, and hyperpigmentation. In addition to being comedolytic (meaning it prevents comedones) and working to exfoliate deep within the pores, Azelaic acid is also keratolytic (decreases keratin), anti-inflammatory, and has antioxidant properties.

INDICATIONS

- Acne
- Rosacea
- Hyperpigmentation
- Dark spots
- Dead skin cells

INGREDIENTS

Azelaic Acid — 20 %,
Ethanol

PROTOCOL

- Thoroughly cleanse the skin, remove makeup with ZENA Cleansing Gel and Light Peeling Foam.
- Apply the azelain peeling evenly on the face, neck and décolleté, paying special attention to problem areas.
- Exposure time before the appearance of hyperemia (redness) is 5–15 minutes.
- Neutralization is done with cold water. You can apply ZENA Neutralizer Foam to balance the pH level of the skin.
- Dry the skin with a paper towel.
- Apply ZENA Post Treatment Gel and Sunblock Cream.
- The course of 5–7 procedures is recommended every 10–15 days

CONTRAINDICATIONS

- Hypersensitivity to azelaic acid
- Children under the age of 12 with acne
- Children under the age of 18 with rosacea
- Skin inflammation or active infection. Open wounds, abrasions, severely inflamed abscesses on the face
- The presence of a focus of chronic infection in the body
- The period after operations on other organs
- Damage to the organs of the endocrine system (diabetes mellitus, thyrotoxicosis and others)
- Taking systemic retinoids for the treatment of severe acne (Roaccutane, Acnecutan)
- Violation of the integrity of the skin
- Viral diseases (herpes)
- With prolonged exposure to ultraviolet rays
- Increased body temperature
- Pregnancy and lactation

MAZ 20 pH 2.5



Volume 20 ml

Mandelic & Azelaic peeling — Excellent for teens, sensitive skin, those with Rosacea and anyone looking to improve their skin.

It helps with way more than just acne breakouts, this treatment can banish bacteria or reduce redness brought on by different skin conditions. Mandelic has a very large molecule which gives it is low irritation factor. In general, good for anyone with acne-prone, rosacea-prone skin, and hyperpigmentation. This peeling for sensitive skin gently cleanses and exfoliates dead skin cells, evens out the surface of the skin, softens, moisturizes, and improves microcirculation. It also improves the condition of blood vessels and circulation, reduces the permeability of cell walls. Accelerates cell regeneration, regulates metabolism.

INDICATIONS

- Sensitive skin
- Acne
- Rosacea
- Hyperpigmentation

INGREDIENTS

Aqua, Alcohol Denat., Mandelic Acid, Azelaic Acid, Pentylene Glycol, Xanthan Gum.

PROTOCOL

- Thoroughly cleanse the skin, remove makeup with ZENA Cleansing Gel and Light Peeling Foam.
- Apply the mandelic & azelain peeling evenly on the face, neck and décolleté, paying special attention to problem areas.
- Exposure time before the appearance of hyperemia (redness) is 5–15 minutes.
- Neutralization is done with cold water. You can apply ZENA Neutralizer Foam to balance the pH level of the skin.
- Dry the skin with a paper towel.
- Apply ZENA Post Treatment Gel and Sunblock Cream.
- The course of 5–7 procedures is recommended every 10–15 days.

CONTRAINDICATIONS

- Hypersensitivity to mandelic & azelaic acids
- Children under the age of 12 with acne
- Children under the age of 18 with rosacea
- Skin inflammation or active infection. Open wounds, abrasions, severely inflamed abscesses on the face
- The presence of a focus of chronic infection in the body
- The period after operations on other organs
- Damage to the organs of the endocrine system (diabetes mellitus, thyrotoxicosis and others)
- Taking systemic retinoids for the treatment of severe acne (Roaccutane, Acnecutan)
- Violation of the integrity of the skin
- Viral diseases (herpes)
- With prolonged exposure to ultraviolet rays
- Increased body temperature
- Pregnancy and lactation

DEVICES

ZENA COSMETICS

ZENA COLD ARC



This non-invasive technology offers several benefits, including skin rejuvenation, acne treatment, scar reduction, and non-surgical blepharoplasty and more. The device generates bioactive components that enhance tissue regeneration, improve blood circulation, and accelerate the healing process. It's particularly valued for treating sensitive areas, such as the eye region, without causing swelling or scars.

KEY PROPERTIES:

- Cold Plasma Technology: stimulates collagen and elastin production, improving skin elasticity and firmness.
- Dual Functionality: Two operational modes (POINT and SPRAY) allow precision and broad application on the face, scalp, and body.
- Safety: Does not cause damage to the skin, is painless, and requires no anesthesia or post-procedure rehabilitation.
- Advanced Design: Features include LCD displays for precise control and a wide range of interchangeable tips for different applications.

EFFECTS:

- Skin Rejuvenation: Enhances skin elasticity, reduces wrinkles, and tightens sagging skin.
  Acne & Scar Treatment: Antimicrobial properties help clear acne and prevent infection, while stimulating tissue repair for scar reduction.
- Hair Loss Therapy: Promotes scalp health and improves hair density by stimulating the skin and optimizing sweat gland activity.
- Improved Skin Texture: Stimulates cell renewal, improves microcirculation, and increases the skin's permeability for better absorption of active ingredients.
- This versatile and efficient device is widely used in cosmetology and medicine for anti-aging treatments, skin tightening, acne management, and even in wound healing protocols. The ZENA Cold Arc stands out for its convenience, safety, and broad range of applications.

ZENA

COSMETICS

ZENACOSMETICS.COM